



# Daily SCOPE Wave

**MNC Financial Center Lt. 16**

Jl. Kebon Sirih No. 21 – 27, Jakarta 10340, Indonesia

[www.mncsekuritas.id](http://www.mncsekuritas.id)

a member of MNC Group

Institution Research Team | [herditya.wicaksana@mncgroup.com](mailto:herditya.wicaksana@mncgroup.com) | +6221 29080 3111 Ext.52150

**6 Mei 2021**

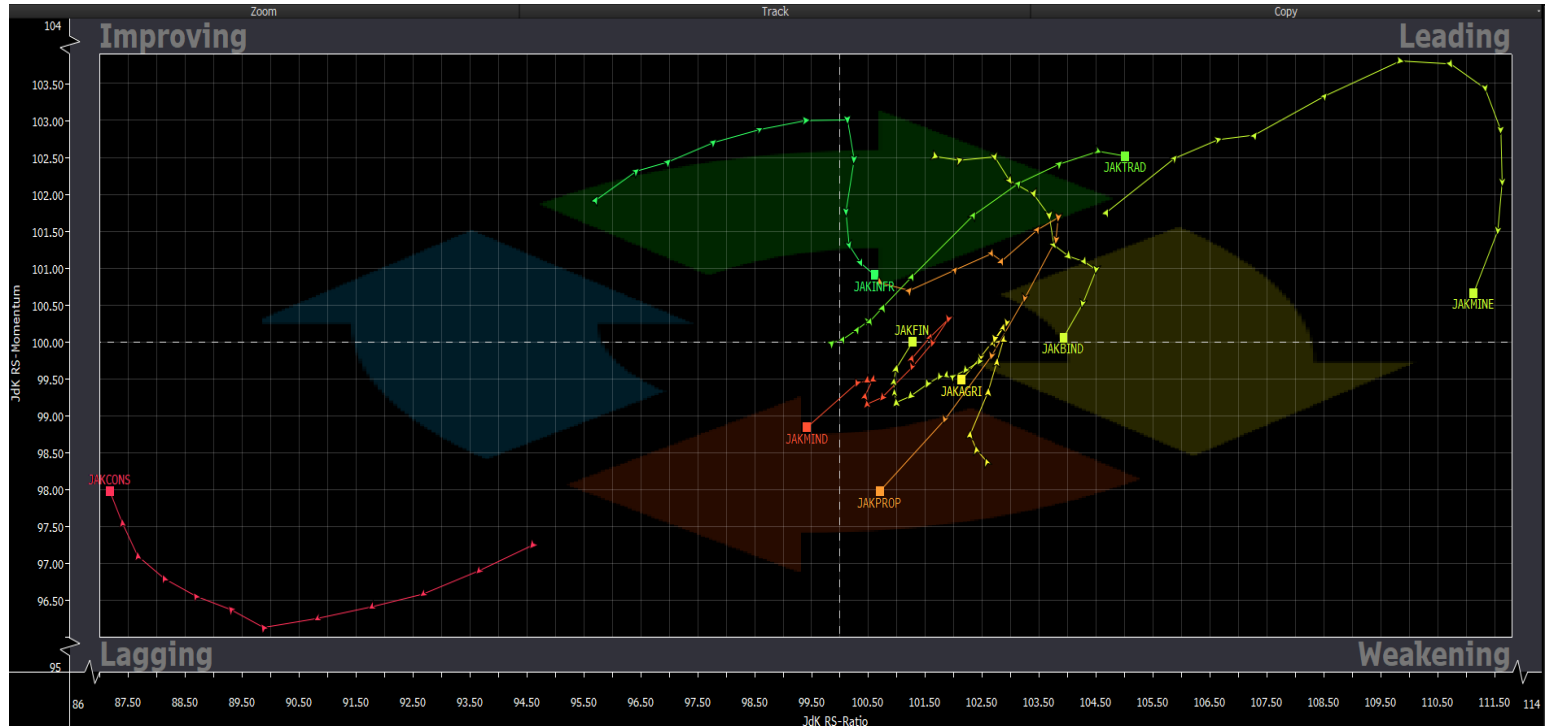
## Jakarta Composite Index (JCI) short term (1-2 days) bullish

Meskipun terkoreksi, kami perkirakan IHSG akan menguji area 5,917-5,930 dahulu. Apabila IHSG sanggup bertahan di atas 5,883, maka IHSG berpeluang menguat ke area 6,020-6,030.

### Top picks of the Day:

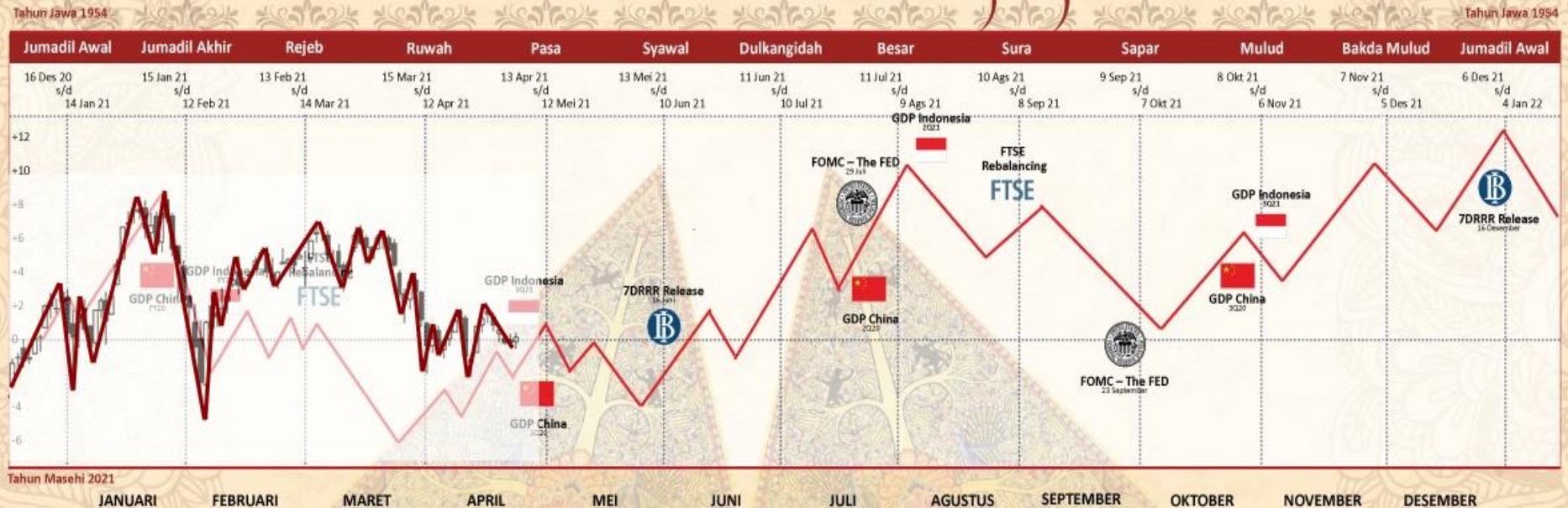
Stock	Close Price	Recommendation	Tactical Moves
AAJI	9,950	Buy on Weakness	AAJI sedang berada di awal wave (C).
INCO	4,970	Buy on Weakness	INCO sedang berada di akhir wave A dari wave (B).
DOID	376	Buy on Weakness	DOID berada pada wave [iii] dari wave 5 dari wave (C).
BSDE	1,195	Sell on Strength	BSDE sedang berada pada bagian dari wave D dari wave (4).

# RRG – Relative Rotation Graph



# MNCS Primbon Index

## Primbon Index 2021

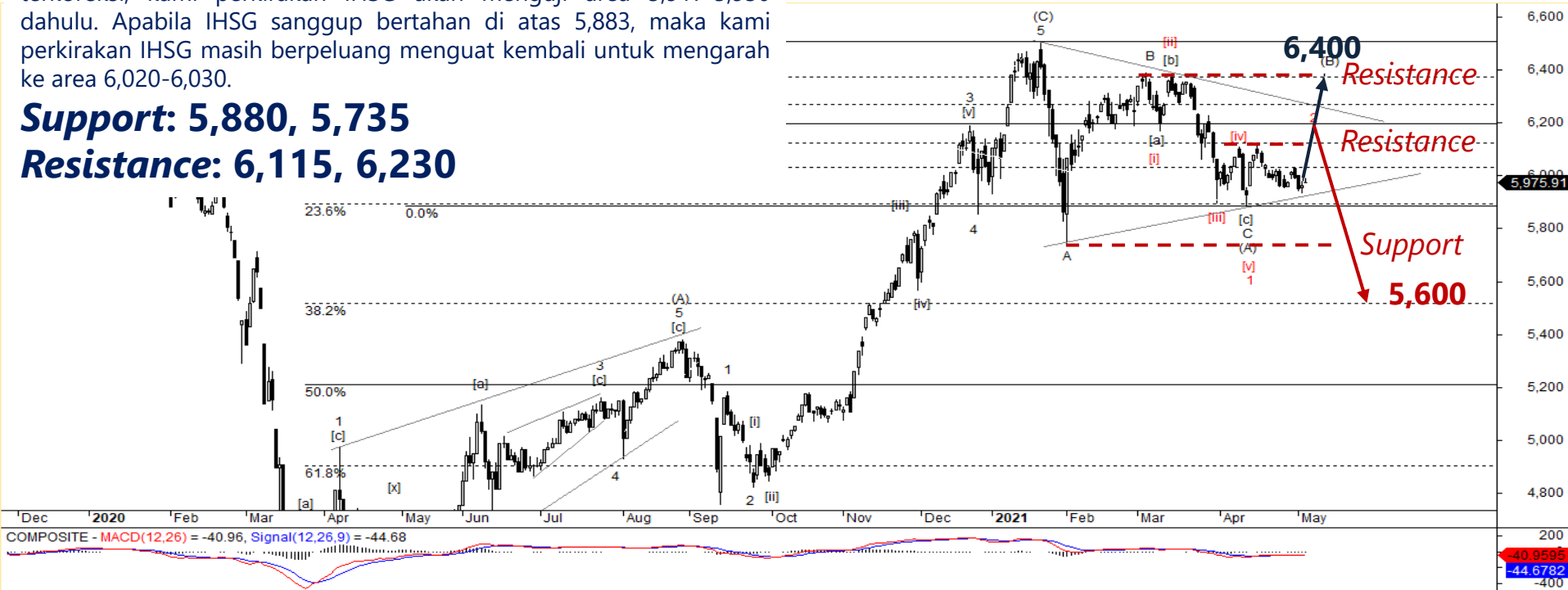


# JCI – Test Support

Kemarin (5/5), IHSG ditutup menguat 0,2% ke level 5,975. Meskipun terkoreksi, kami perkirakan IHSG akan menguji area 5,917-5,930 dahulu. Apabila IHSG sanggup bertahan di atas 5,883, maka kami perkirakan IHSG masih berpeluang menguat kembali untuk mengarah ke area 6,020-6,030.

**Support: 5,880, 5,735**

**Resistance: 6,115, 6,230**



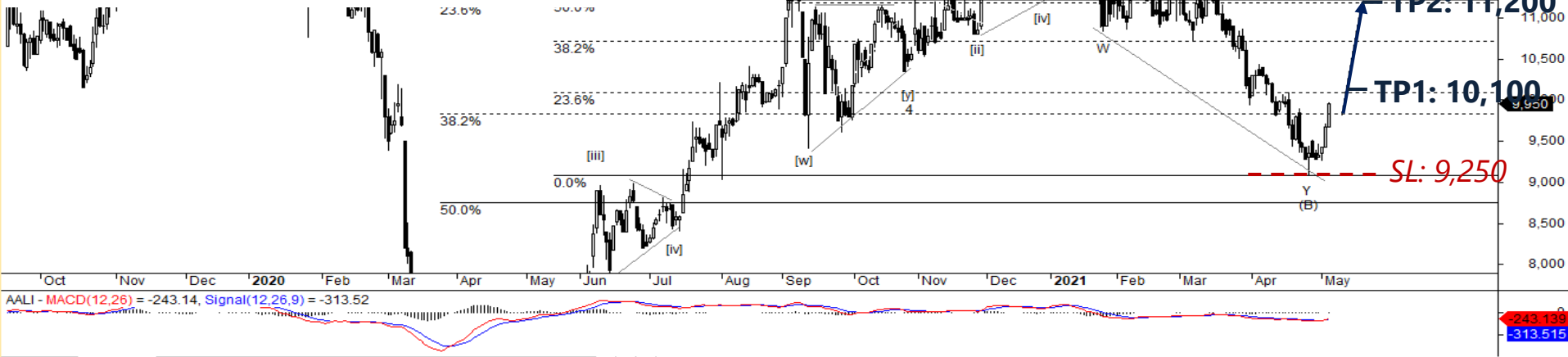
# AAI – Buy on Weakness

AAI ditutup menguat 2,8% ke level 9,950 pada perdagangan kemarin (5/5) diikuti dengan tekanan beli yang cukup besar. Kami memperkirakan saat ini, posisi AAI sedang berada di awal wave (C). Hal ini berarti, selama AAI masih bergerak di atas 9,250, maka AAI berpeluang untuk melanjutkan penguatannya.

**Buy on Weakness: 9,500-9,850**

**Target Price: 10,100, 11,200**

**Stoploss: below 9,250**



# INCO – Buy on Weakness

INCO ditutup menguat 1,8% ke level 4,970 pada perdagangan kemarin (5/5). Saat ini posisi INCO kami perkirakan sedang berada di akhir wave A dari wave (B). Hal ini berarti, meskipun terkoreksi maka akan relatif terbatas dan berpeluang untuk berbalik menguat kembali.

**Buy on Weakness: 4,700-4,900**

**Target Price: 5,225, 6,000**

**Stoploss: below 4,400**





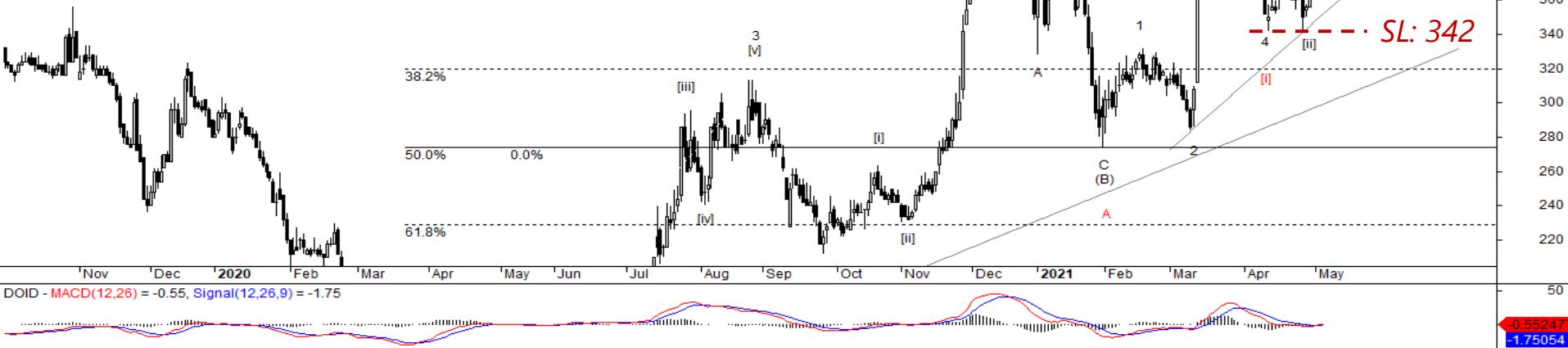
# DOID – Buy on Weakness

Kemarin (5/5), DOID ditutup terkoreksi 1,6% ke level 376. Kami perkirakan, selama DOID tidak terkoreksi ke bawah 342, maka pergerakan DOID saat ini masih berada pada wave [iii] dari wave 5 dari wave (C). Hal ini berarti, DOID masih berpeluang untuk berbalik menguat, terlebih bila mampu break resistance 388.

**Buy on Weakness: 364-376**

**Target Price: 396, 420**

**Stoploss: below 342**





# BSDE – Sell on Strength

Pada perdagangan kemarin (5/5), BSDE ditutup menguat 0,4% ke level 1,195. Kami perkirakan, saat ini pergerakan BSDE sedang berada pada bagian dari wave D dari wave (4) pada pola triangle. Hal ini berarti, penguatan BSDE akan cenderung terbatas dan rawan kembali terkoreksi ke rentang 1,135-1,165.

**Sell on Strength: 1,200-1,250**



# Institutional Research Team



**Thendra Crisnanda – Head of Research**  
[thendra.crisnanda@mncgroup.com](mailto:thendra.crisnanda@mncgroup.com)  
Investment Strategy  
Ext. 52162



**Victoria Venny – Research Analyst**  
[victoria.nawang@mncgroup.com](mailto:victoria.nawang@mncgroup.com)  
Telco, Toll Road, Logistic, Consumer, Poultry



**T. Herditya Wicaksana – Technical Analyst**  
[herditya.wicaksana@mncgroup.com](mailto:herditya.wicaksana@mncgroup.com)  
Technical Specialist – Elliott Wave



**Muhamad Rudy Setiawan – Research Analyst**  
[muhamad.setiawan@mncgroup.com](mailto:muhamad.setiawan@mncgroup.com)  
Construction, Property, Oil and Gas



**Catherina Vincentia – Research Associate**  
[catherina.vincentia@mncgroup.com](mailto:catherina.vincentia@mncgroup.com)  
Generalist



**Aqil Triyadi – Research Associate**  
[aqil.triyadi@mncgroup.com](mailto:aqil.triyadi@mncgroup.com)  
Generalist

**Disclaimer :** MNCS Daily Scope Wave has been issued by PT MNC Sekuritas, It may not be reproduced or further distributed or published, in whole or in part, for any purpose. PT MNC Sekuritas has based this document on information obtained from sources it believes to be reliable but which it has not independently verified; PT MNC Sekuritas makes no guarantee, representation or warranty and accepts no responsibility to liability as to its accuracy or completeness. Expression of opinion herein are those of the research department only and are subject to change without notice. This document is not and should not be construed as an offer or the solicitation of an offer to purchase or subscribe or sell any investment. PT MNC Sekuritas and its affiliates and/or their offices, directors and employees may own or have positions in any investment mentioned herein or any investment related thereto and may from time to time add to or dispose of any such investment. PT MNC Sekuritas and its affiliates may act as market maker or have assumed an underwriting position in the securities of companies discussed herein (or investment related thereto) and may sell them to or buy them from customers on a principal basis and may also perform or seek to perform investment banking or underwriting services for or relating to those companies.