



Daily SCOPE

Wave

MNC Financial Center Lt. 14 – 16

Jl. Kebon Sirih No. 21 – 27, Jakarta 10340, Indonesia

www.mncsekuritas.id

a member of MNC Group

27 Agustus 2019

Institution Research Team | herditya.wicaksana@mncgroup.com | +6221 29080 3111 Ext.52150

Jakarta Composite Index (JCI) *short term (1-2 days) bullish*

Apabila IHSG tidak turun kembali melebihi 6,022 maka kami perkirakan koreksi IHSG sudah cenderung terbatas. Koreksi IHSG masih dapat berlangsung pada area 6,135.

Top picks of the Day :

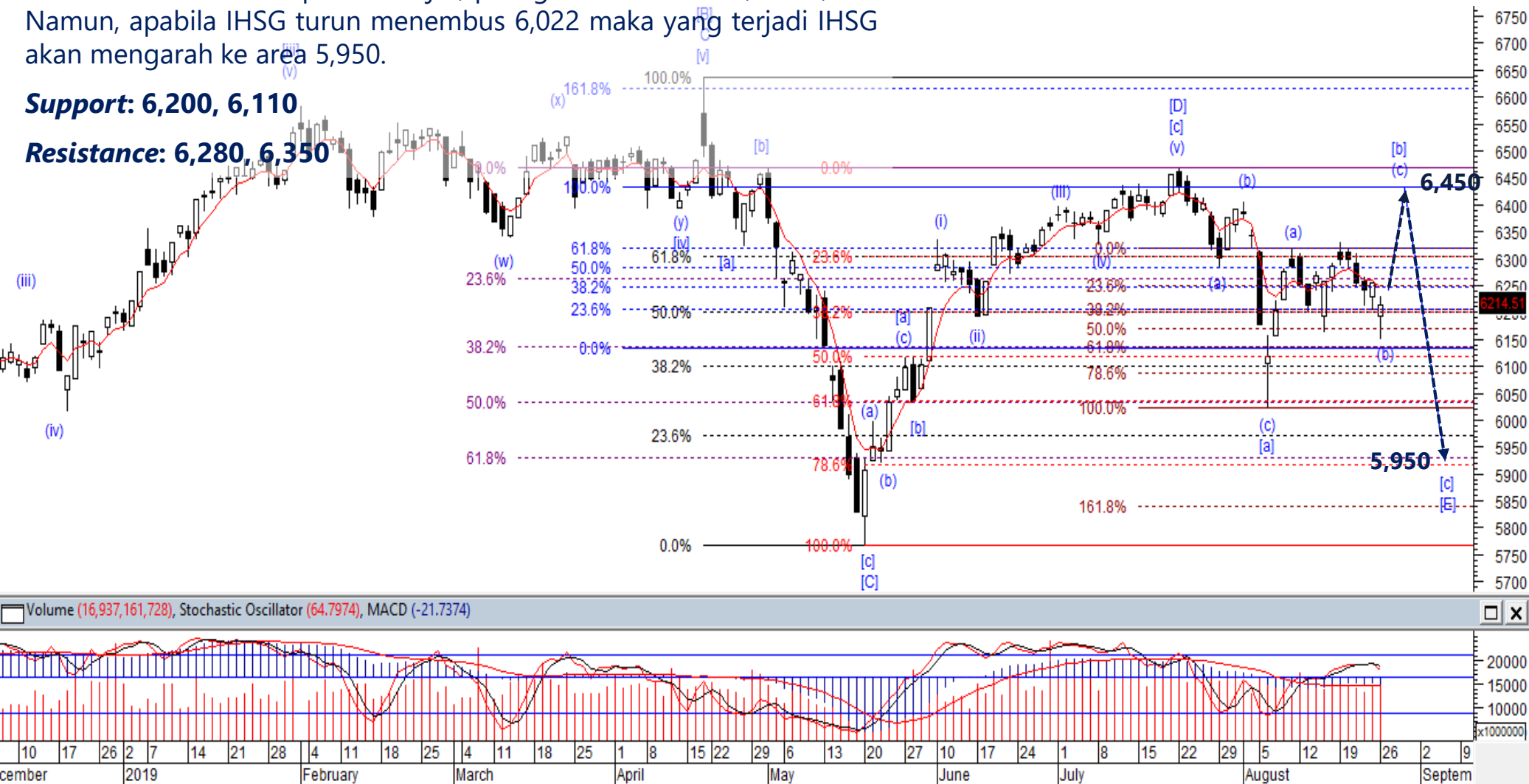
Stock	Close Price	Recommendation	Tactical Moves
TINS	965	Buy on Weakness	TINS masih dapat terkoreksi kembali, koreksi TINS diperkirakan berada pada level 930-940 untuk membentuk wave [b]. Setelahnya, TINS berpotensi menguat kembali untuk membentuk wave [c] dari wave B.
SMBR	780	Buy on Weakness	SMBR sudah berada pada akhir dari wave (v) dari wave [c], dimana koreksi SMBR diperkirakan sudah relatif terbatas. Apabila SMBR sudah mengkonfirmasi selesainya wave (v), maka SMBR berpotensi menguat untuk membentuk wave C.
AALI	10,800	Buy on Weakness	AALI saat ini kami perkirakan sedang berada pada awal dari wave [c], dimana AALI masih berpotensi untuk melanjutkan penguatannya kembali asalkan tidak turun melebihi 9,800.
MAPI	1,020	Sell on Strength	Penguatan MAPI kemarin (26/8), kami perkirakan merupakan bagian dari wave [iv]. Koreksi MAPI diperkirakan minimal dapat mencapai area 950 dan idealnya pada area 915.

JCI – Confirm Uptrend?

IHSG ditutup terkoreksi 0,7% ke level 6,214. Kami memperkirakan koreksi IHSG masih dapat berlanjut, paling tidak ke level 6,110-6,135. Namun, apabila IHSG turun menembus 6,022 maka yang terjadi IHSG akan mengarah ke area 5,950.

Support: 6,200, 6,110

Resistance: 6,280, 6,350



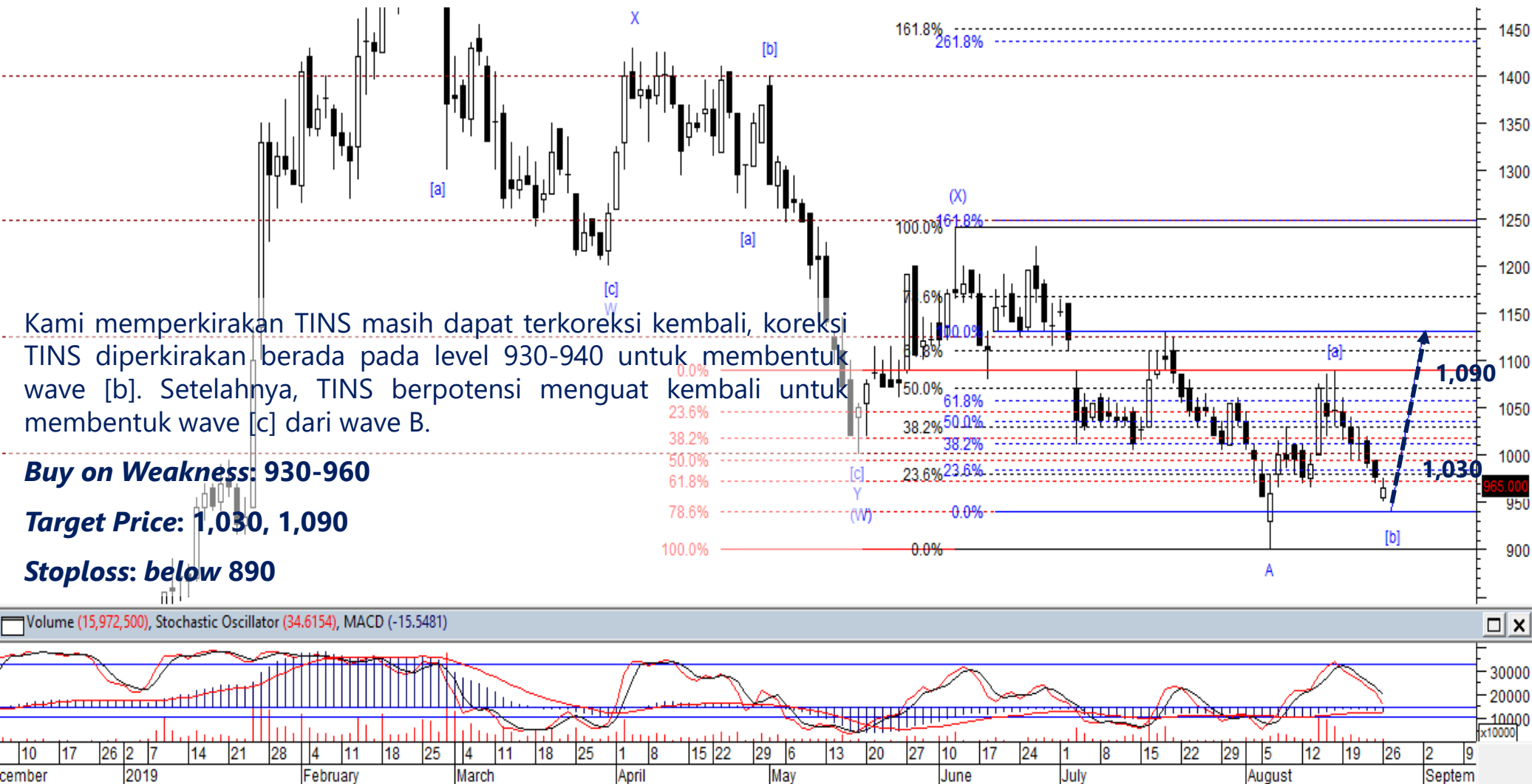
TINS – Buy on Weakness

Kami memperkirakan TINS masih dapat terkoreksi kembali, koreksi TINS diperkirakan berada pada level 930-940 untuk membentuk wave [b]. Setelahnya, TINS berpotensi menguat kembali untuk membentuk wave [c] dari wave B.

Buy on Weakness: 930-960

Target Price: 1,030, 1,090

Stoploss: below 890



Volume (15,972,500), Stochastic Oscillator (34.6154), MACD (-15.5481)

10 17 26 2 7 14 21 28 4 11 18 25 4 11 18 25 1 8 15 22 29 6 13 20 27 10 17 24 1 8 15 22 29 5 12 19 26 2 9
 cember 2019 February March April May June July August Septem

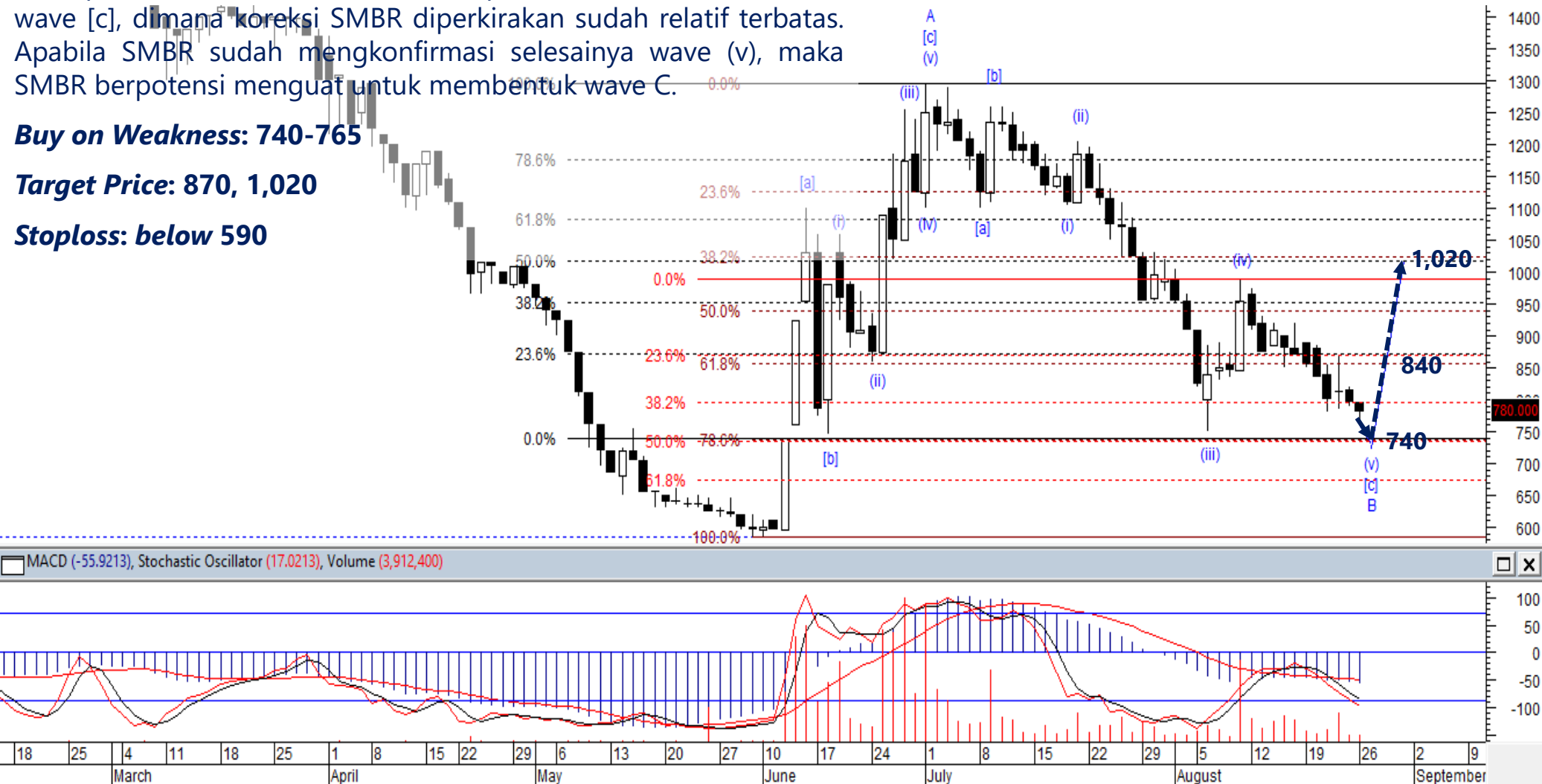
SMBR – Buy on Weakness

Kami perkirakan SMBR sudah berada pada akhir dari wave (v) dari wave [c], dimana koreksi SMBR diperkirakan sudah relatif terbatas. Apabila SMBR sudah mengkonfirmasi selesainya wave (v), maka SMBR berpotensi menguat untuk membentuk wave C.

Buy on Weakness: 740-765

Target Price: 870, 1,020

Stoploss: below 590



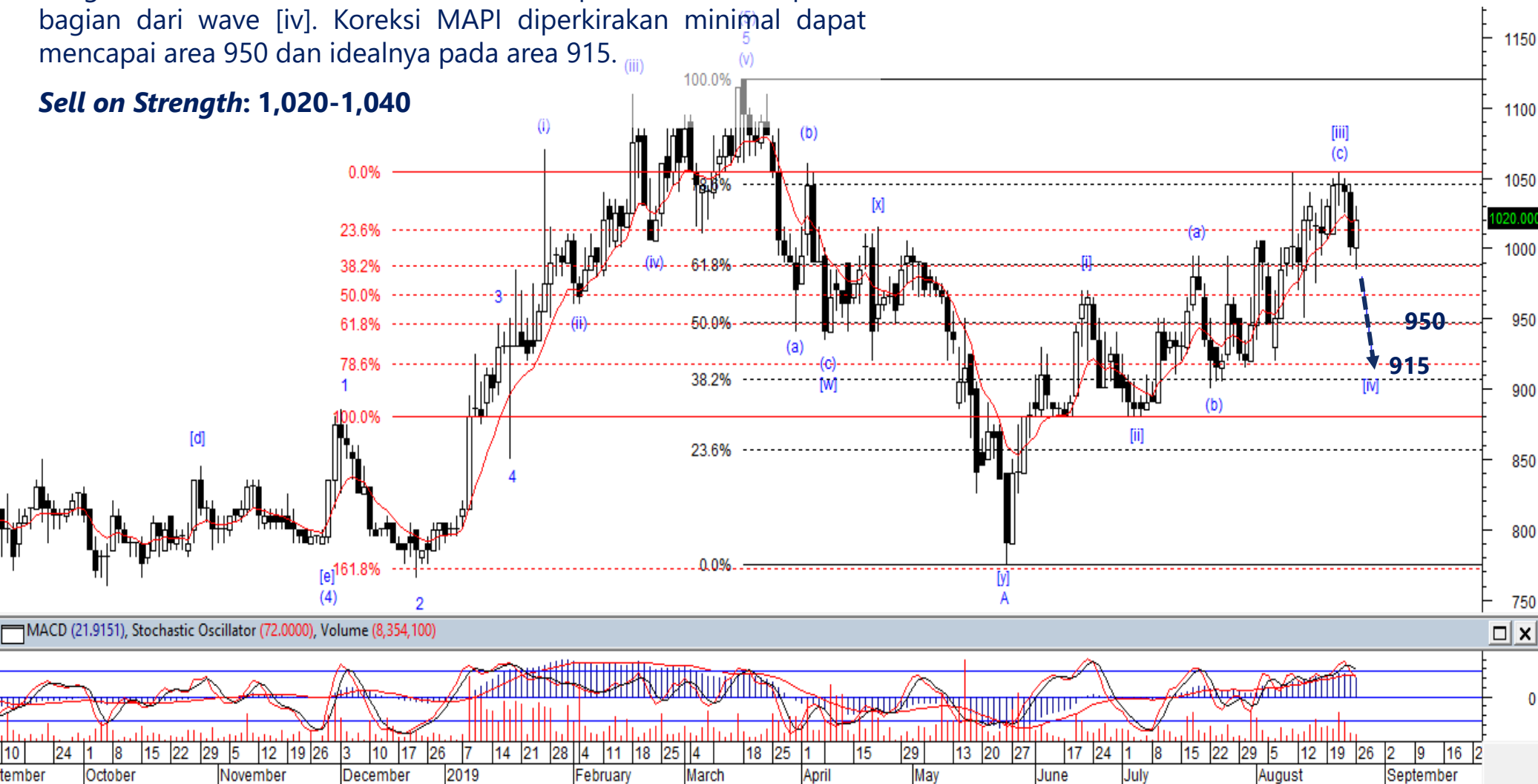
AAI – Buy on Weakness



MAPI – Sell On Strength

Penguatan MAPI kemarin (26/8), kami perkirakan merupakan bagian dari wave [iv]. Koreksi MAPI diperkirakan minimal dapat mencapai area 950 dan idealnya pada area 915.

Sell on Strength: 1,020-1,040





Thendra Crisnanda – Head of Institution Research

thendra.crisnanda@mncgroup.com

Investment Strategy

Ext. 52162



Rr. Nurulita Harwaningrum – Research Analyst

roro.harwaningrum@mncgroup.com

Banking, Auto, Plantation

Ext. 52237



Victoria Venny – Research Analyst

victoria.nawang@mncgroup.com

Telco, Toll Road, Logistic, Consumer, Poultry

Ext. 52236



T. Herditya Wicaksana – Technical Analyst

herditya.wicaksana@mncgroup.com

Technical Specialist – Elliott Wave

Ext. 52150



Muhamad Rudy Setiawan – Research Associate

muhamad.setiawan@mncgroup.com

Construction, Property

Ext. 52317

Disclaimer : MNCS Daily Scope Wave has been issued by PT MNC Sekuritas, It may not be reproduced or further distributed or published, in whole or in part, for any purpose. PT MNC Sekuritas has based this document on information obtained from sources it believes to be reliable but which it has not independently verified; PT MNC Sekuritas makes no guarantee, representation or warranty and accepts no responsibility to liability as to its accuracy or completeness. Expression of opinion herein are those of the research department only and are subject to change without notice. This document is not and should not be construed as an offer or the solicitation of an offer to purchase or subscribe or sell any investment. PT MNC Sekuritas and its affiliates and/or their offices, directors and employees may own or have positions in any investment mentioned herein or any investment related thereto and may from time to time add to or dispose of any such investment. PT MNC Sekuritas and its affiliates may act as market maker or have assumed an underwriting position in the securities of companies discusses herein (or investment related thereto) and may sell them to or buy them from customers on a principal basis and may also perform or seek to perform investment banking or underwriting services for or relating to those companies.