



# Daily SCOPE

Wave

**MNC Financial Center Lt. 14 – 16**

Jl. Kebon Sirih No. 21 – 27, Jakarta 10340, Indonesia

[www.mncsekuritas.id](http://www.mncsekuritas.id)

a member of MNC Group

**5 Desember 2019**

Institution Research Team | [herditya.wicaksana@mncgroup.com](mailto:herditya.wicaksana@mncgroup.com) | +6221 29080 3111 Ext.52150

## Jakarta Composite Index (JCI) *short term (1-2 days) bearish*

*IHSG kami perkirakan mulai memasuki fase koreksinya. Seperti sebelumnya, kami berikan dua skenario IHSG, dimana keduanya menggambarkan potensi koreksi IHSG dalam waktu dekat.*

### Top picks of the Day :

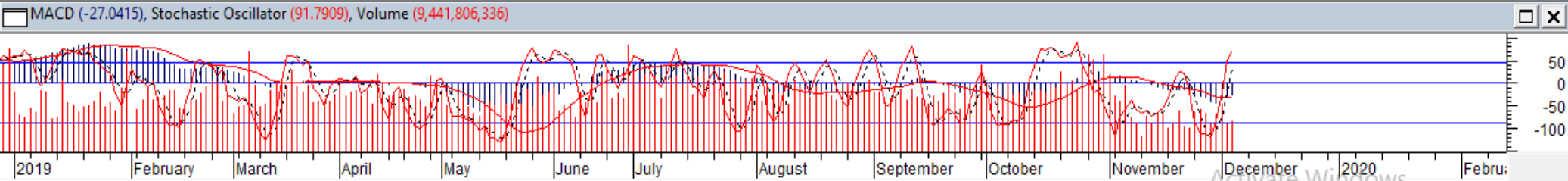
Stock	Close Price	Recommendation	Tactical Moves
ASII	6,550	Buy on Weakness	ASII saat ini sedang berada di wave (ii) dari wave [c]. Dimana ASII akan terkoreksi dalam jangka pendek, namun bila sudah terkonfirmasi menyelesaikan wave (ii) maka ASII berpeluang untuk menguat.
ANTM	785	Buy on Weakness	Posisi ANTM saat ini sedang berada di wave [ii] dari wave (C), dengan catatan ANTM tidak terkoreksi melebihi 735. Setelah terkonfirmasi menyelesaikan wave [ii], maka ANTM akan berbalik menguat membentuk wave [iii].
AKRA	3,630	Buy on Weakness	Posisi AKRA saat ini sedang berada pada wave [ii] dari wave (C), dimana AKRA akan terkoreksi dalam jangka pendek. Setelah wave [ii] terkonfirmasi selesai, maka AKRA akan berbalik menguat membentuk wave [iii].
TKIM	11,050	Sell on Strength	Saat ini TKIM sudah berada pada akhir dari wave [iv] dari wave C dari wave (B), dimana TKIM rentan terkoreksi untuk membentuk wave [v] dari wave C dari wave (B). Adapun level koreksi TKIM berada pada area 9,000 dan 8,500.

# JCI – Pullback



Pada perdagangan kemarin (4/12), IHSG ditutup terkoreksi 0,34% ke level 6,112. Kami memperkirakan IHSG berpotensi melanjutkan koreksinya dalam waktu dekat, dengan skenario utama (biru), dimana IHSG akan membentuk wave (c) dari wave [y] ke arah 5,870-5,900. Namun, kami juga memberikan skenario alternatif (merah), dimana koreksi IHSG hanya akan membentuk wave alt [ii] ke area 5,980-6,017.

**Support: 6,100, 6,000**  
**Resistance: 6,130, 6,200**



# ASII – Buy on Weakness

Selama tidak terkoreksi dan menembus level 6,350, maka kami memperkirakan ASII saat ini sedang berada di wave (ii) dari wave [c]. Dimana ASII akan terkoreksi dalam jangka pendek, namun bila sudah terkonfirmasi menyelesaikan wave (ii) maka ASII berpotensi untuk menguat.

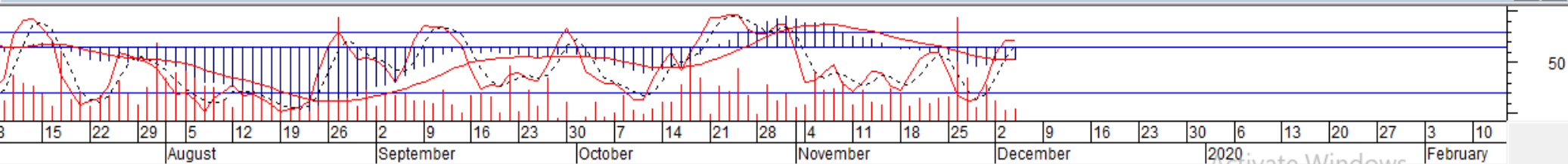
**Buy on Weakness: 6,400-6,475**

**Target Price: 6,750, 6,800, 6,950**

**Stoploss: below 6,350**



Stochastic Oscillator (71.0526), Volume (16,154,100), MACD (-43.2160)



# ANTM – Buy on Weakness

Posisi ANTM saat ini kami perkirakan sedang berada di wave [ii] dari wave (C), dengan catatan ANTM tidak terkoreksi melebihi 735. Setelah terkonfirmasi menyelesaikan wave [ii], maka ANTM akan berbalik menguat membentuk wave [iii].

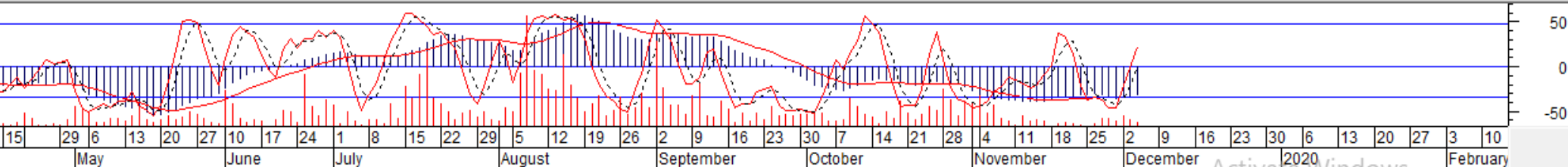
**Buy on Weakness: 750-770**

**Target Price: 850, 900**

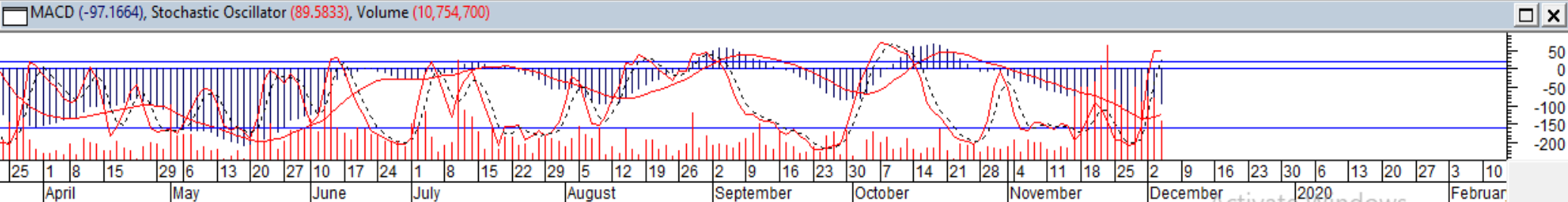
**Stoploss: below 730**



MACD (-32.1724), Stochastic Oscillator (61.7021), Volume (36,996,800)



# AKRA – Buy on Weakness







**Thendra Crisnanda – Head of Institution Research**  
[thendra.crisnanda@mncgroup.com](mailto:thendra.crisnanda@mncgroup.com)  
Investment Strategy  
Ext. 52162



**Victoria Venny – Research Analyst**  
[victoria.nawang@mncgroup.com](mailto:victoria.nawang@mncgroup.com)  
Telco, Toll Road, Logistic, Consumer, Poultry  
Ext. 52236



**T. Herditya Wicaksana – Technical Analyst**  
[herditya.wicaksana@mncgroup.com](mailto:herditya.wicaksana@mncgroup.com)  
Technical Specialist – Elliott Wave  
Ext. 52150



**Muhamad Rudy Setiawan – Research Analyst**  
[muhamad.setiawan@mncgroup.com](mailto:muhamad.setiawan@mncgroup.com)  
Construction, Property, Oil and Gas  
Ext. 52317



**Catherina Vincentia – Research Associate**  
[catherina.vincentia@mncgroup.com](mailto:catherina.vincentia@mncgroup.com)  
Ext. 52306



**Jessica Sukimaja – Research Associate**  
[jessica.sukimaja@mncgroup.com](mailto:jessica.sukimaja@mncgroup.com)  
Ext. 52307

**Disclaimer :** MNCS Daily Scope Wave has been issued by PT MNC Sekuritas, It may not be reproduced or further distributed or published, in whole or in part, for any purpose. PT MNC Sekuritas has based this document on information obtained from sources it believes to be reliable but which it has not independently verified; PT MNC Sekuritas makes no guarantee, representation or warranty and accepts no responsibility to liability as to its accuracy or completeness. Expression of opinion herein are those of the research department only and are subject to change without notice. This document is not and should not be construed as an offer or the solicitation of an offer to purchase or subscribe or sell any investment. PT MNC Sekuritas and its affiliates and/or their offices, directors and employees may own or have positions in any investment mentioned herein or any investment related thereto and may from time to time add to or dispose of any such investment. PT MNC Sekuritas and its affiliates may act as market maker or have assumed an underwriting position in the securities of companies discussed herein (or investment related thereto) and may sell them to or buy them from customers on a principal basis and may also perform or seek to perform investment banking or underwriting services for or relating to those companies.