



Daily SCOPE

Wave

MNC Financial Center Lt. 14 – 16

Jl. Kebon Sirih No. 21 – 27, Jakarta 10340, Indonesia

www.mncsekuritas.id

a member of MNC Group

25 Agustus 2020

Institution Research Team | herditya.wicaksana@mncgroup.com | +6221 29080 3111 Ext.52150

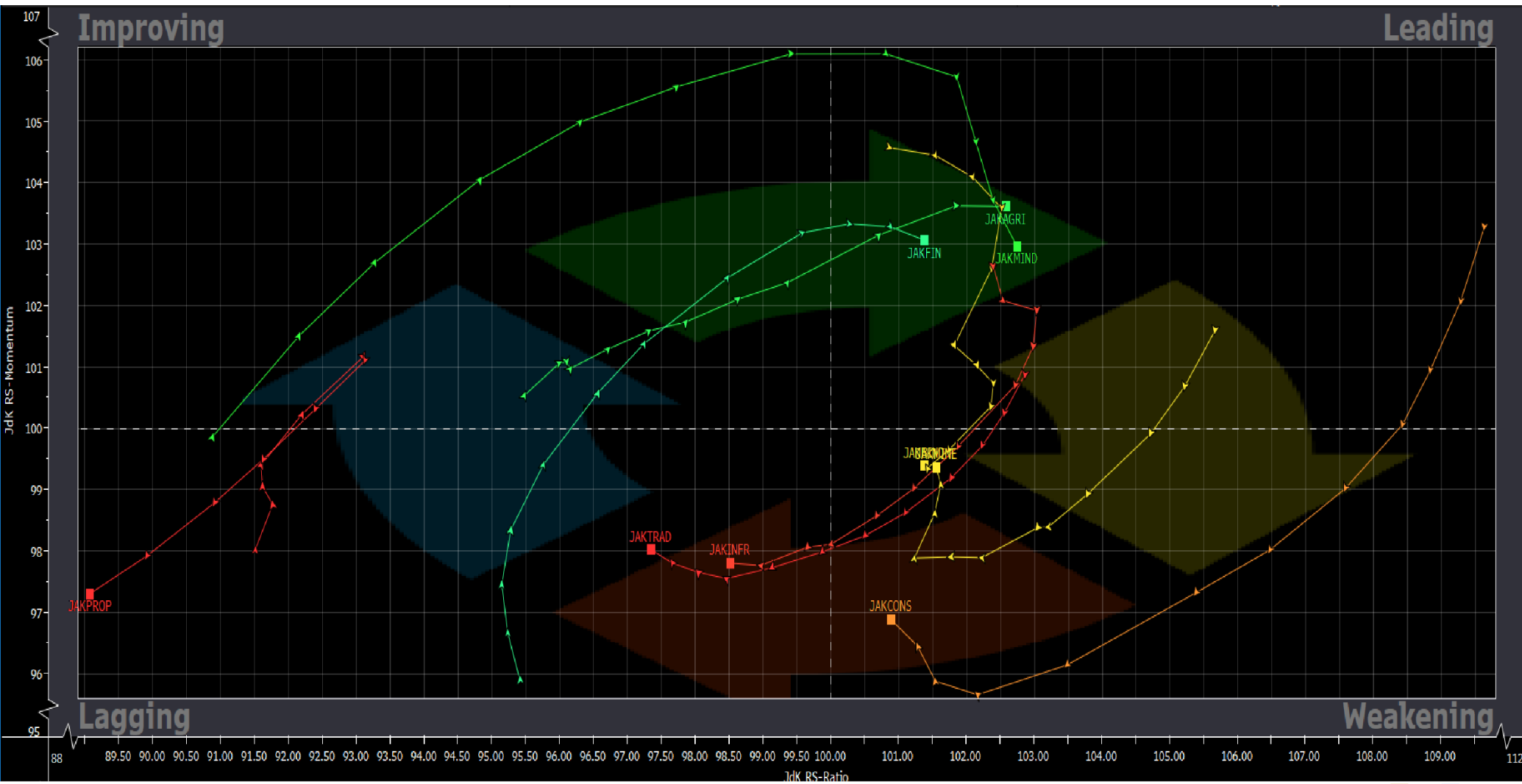
Jakarta Composite Index (JCI) *short term (1-2 days) bullish*

Penutupan awal pekan ini (24/8), IHSG masih menguat ke level 5,277. Kami mempekirakan pergerakan IHSG akan menguji level 5,330 terlebih dahulu. Namun, tetap waspadai pelemahan akan IHSG apabila ternyata menembus 5,220.

Top picks of the Day :

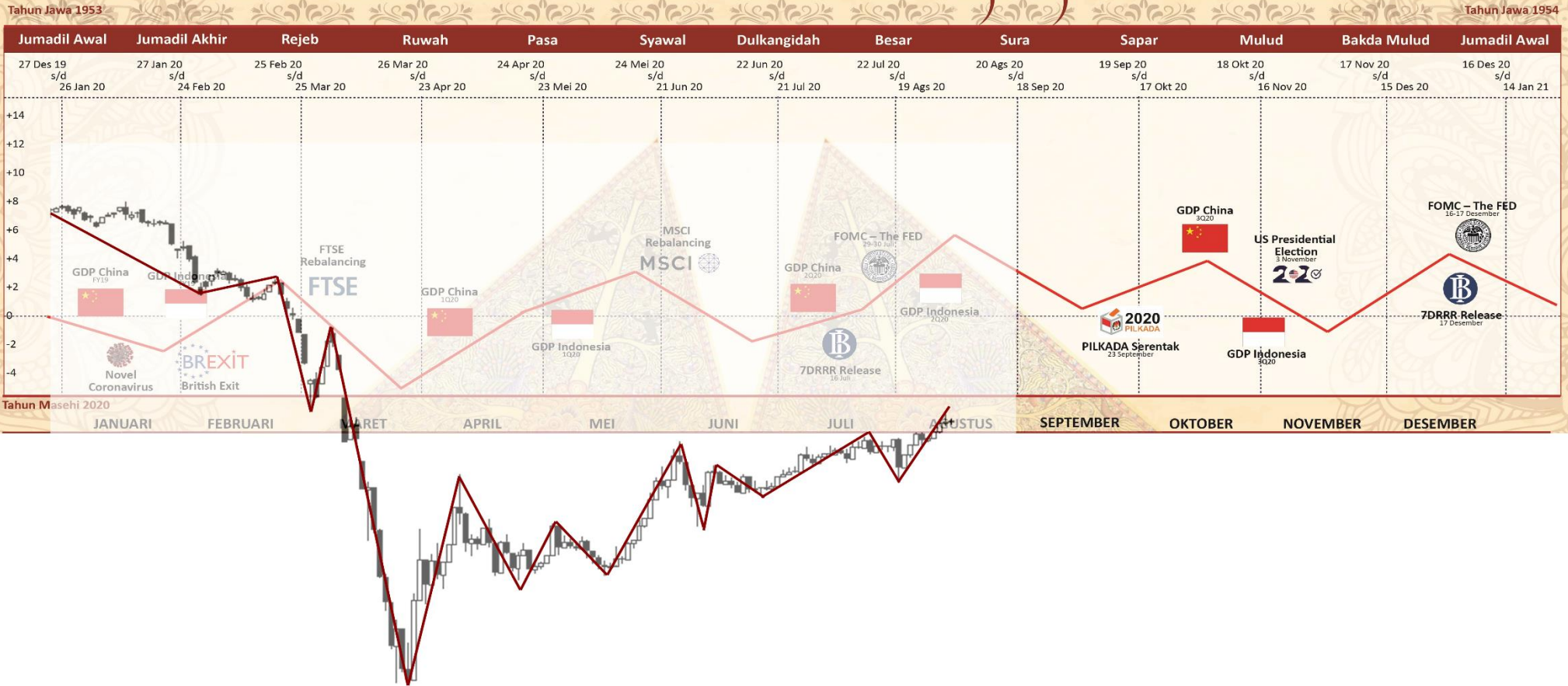
Stock	Close Price	Recommendation	Tactical Moves
ACES	1,620	Buy on Weakness	Penguatan kemarin kami perkirakan merupakan awal dari wave [v] dari wave C.
SMRA	610	Buy on Breakout	Saat ini SMRA sedang membentuk wave [c] dari wave B.
MEDC	575	Buy on Weakness	Pergerakan MEDC saat ini sedang berada di wave [iii] dari wave C.
ADRO	1,095	Sell on Strength	Saat ini ADRO sedang berada pada pola triangle dan sedang membentuk wave E dari wave (B).

RRG – Relative Rotation Graph



MNCS Primbon Index

Primbon Index 2020



JCI – Filling the Gap?

Pada perdagangan kemarin (24/8), IHSG ditutup menguat tipis 0,1% ke level 5,277. Kami memperkirakan IHSG akan menguat untuk menguji level resistance terdekatnya di 5,330, apabila IHSG menguat menguati di atas level tersebut maka diperkirakan target penguatan IHSG berada di area 5,400 untuk membentuk wave [c] dari wave 5. Namun tetap waspada di support terdekat IHSG di level 5,220 dan 5,119, apabila IHSG terkoreksi kembali dan menembus support tersebut, maka pergerakan IHSG selanjutnya akan menuju area 5,070-5,100 terlebih dahulu.

Support: 5,220, 5,119

Resistance: 5,330, 5,350



ACES – Buy on Weakness



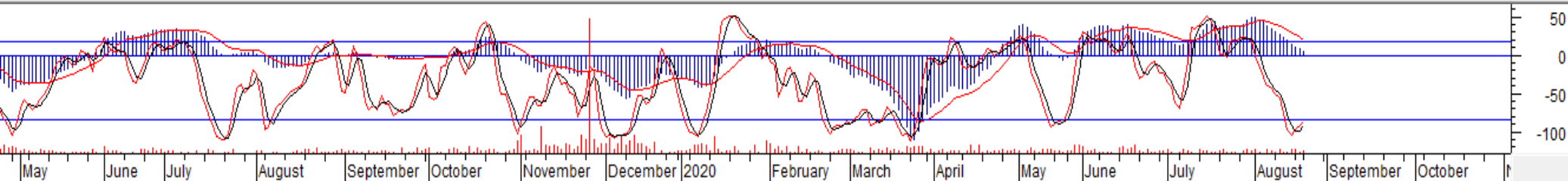
Selama ACES tidak terkoreksi kembali di bawah 1,575, maka penguatan sebesar 0,3% kemarin (24/8) kami perkirakan merupakan awal dari wave [v] dari wave C. Hal tersebut berarti ACES masih berpotensi untuk melanjutkan penguatannya.

Buy on Weakness: 1,600-1,620

Target Price: 1,730, 1,830

Stoploss: below 1,575

MACD (7,37009), Stochastic Oscillator (18,5714), Volume (14,272,400)



SMRA – Buy on Breakout

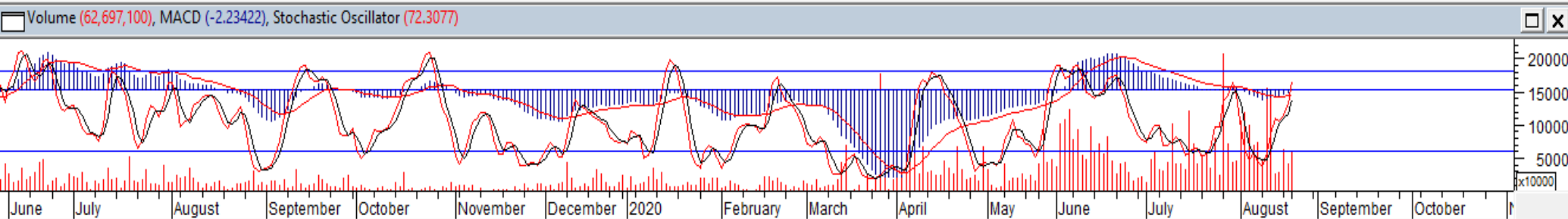


Kemarin (24/8), SMRA menguat 4,3% dan ditutup di atas MA20 dan MA60. Kami memperkirakan saat ini SMRA sedang membentuk wave [c] dari wave B, sehingga SMRA berpotensi melanjutkan penguatannya.

Buy on Breakout: 615

Target Price: 650, 680

Stoploss: below 555

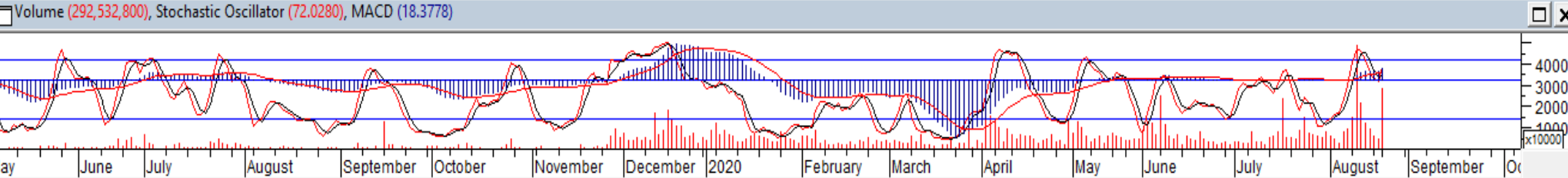


MEDC – Buy on Weakness

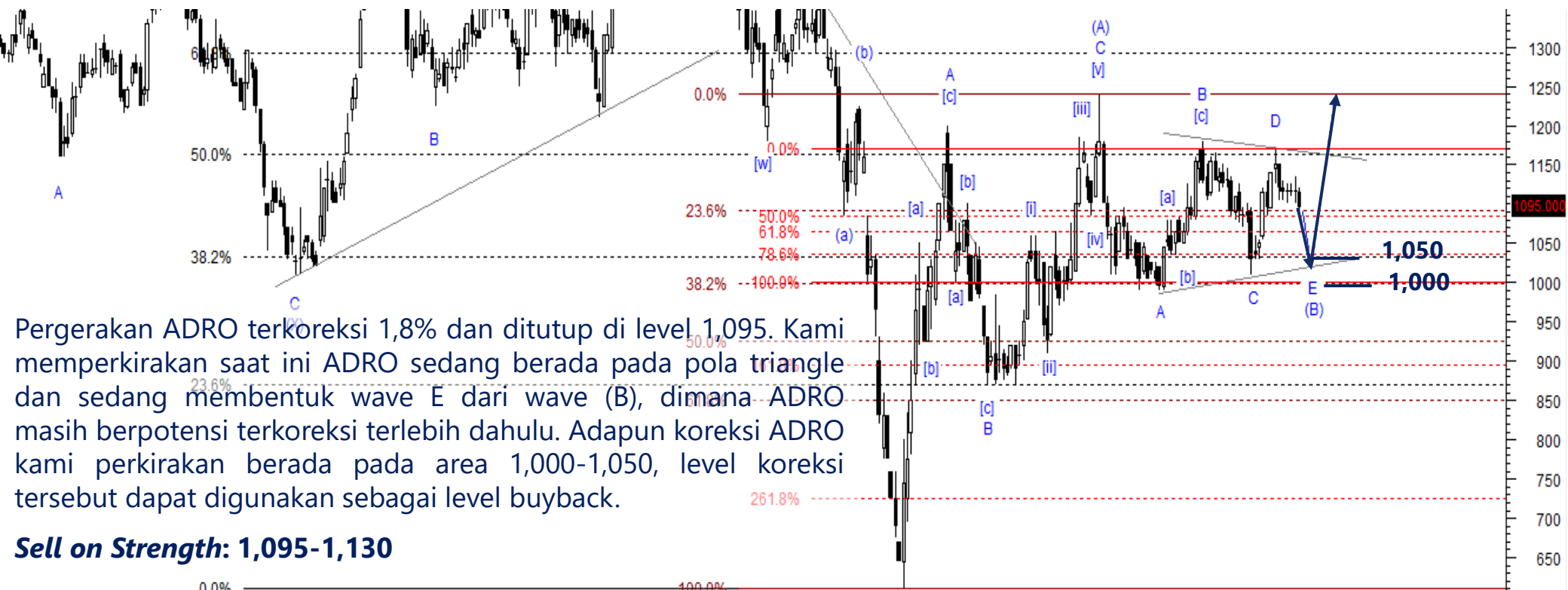


Pada perdagangan kemarin (24/8), MEDC menguat signifikan sebesar 11,7% dan ditutup di level 575. Kami memperkirakan pergerakan MEDC saat ini sedang berada di wave [iii] dari wave C, sehingga MEDC masih berpotensi untuk melanjutkan penguatannya. Skenario ini berlaku selama MEDC tidak terkoreksi di bawah 505.

- Buy on Weakness: 540-565**
- Target Price: 600, 650**
- Stoploss: below 505**

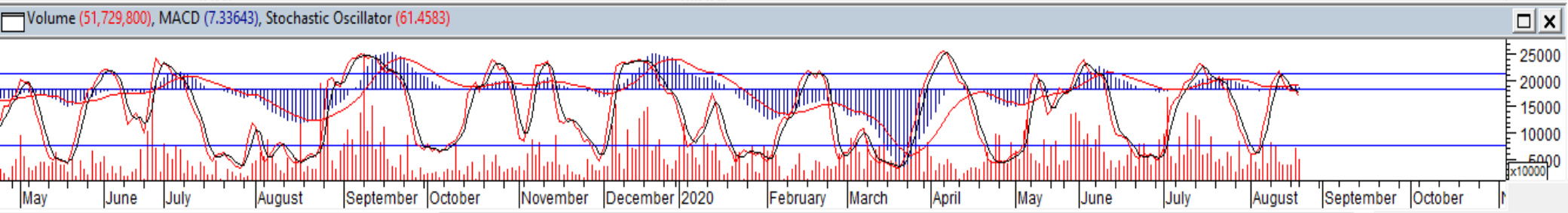


ADRO – Sell on Strength



Pergerakan ADRO terkoreksi 1,8% dan ditutup di level 1,095. Kami memperkirakan saat ini ADRO sedang berada pada pola triangle dan sedang membentuk wave E dari wave (B), dimana ADRO masih berpotensi terkoreksi terlebih dahulu. Adapun koreksi ADRO kami perkirakan berada pada area 1,000-1,050, level koreksi tersebut dapat digunakan sebagai level buyback.

Sell on Strength: 1,095-1,130





Thendra Crisnanda – Head of Institution Research
thendra.crisnanda@mncgroup.com
Investment Strategy
Ext. 52162



T. Herditya Wicaksana – Technical Analyst
herditya.wicaksana@mncgroup.com
Technical Specialist – Elliott Wave
Ext. 52150



Victoria Venny – Research Analyst
victoria.nawang@mncgroup.com
Telco, Toll Road, Logistic, Consumer, Poultry
Ext. 52236



Catherina Vincentia – Research Associate
catherina.vincentia@mncgroup.com
Ext. 52306



Muhamad Rudy Setiawan – Research Analyst
muhamad.setiawan@mncgroup.com
Construction, Property, Oil and Gas
Ext. 52317

Disclaimer : MNCS Daily Scope Wave has been issued by PT MNC Sekuritas, It may not be reproduced or further distributed or published, in whole or in part, for any purpose. PT MNC Sekuritas has based this document on information obtained from sources it believes to be reliable but which it has not independently verified; PT MNC Sekuritas makes no guarantee, representation or warranty and accepts no responsibility to liability as to its accuracy or completeness. Expression of opinion herein are those of the research department only and are subject to change without notice. This document is not and should not be construed as an offer or the solicitation of an offer to purchase or subscribe or sell any investment. PT MNC Sekuritas and its affiliates and/or their offices, directors and employees may own or have positions in any investment mentioned herein or any investment related thereto and may from time to time add to or dispose of any such investment. PT MNC Sekuritas and its affiliates may act as market maker or have assumed an underwriting position in the securities of companies discusses herein (or investment related thereto) and may sell them to or buy them from customers on a principal basis and may also perform or seek to perform investment banking or underwriting services for or relating to those companies.