



Daily SCOPE Wave

MNC Financial Center Lt. 16

Jl. Kebon Sirih No. 21 – 27, Jakarta 10340, Indonesia

www.mncsekuritas.id

a member of MNC Group

Institution Research Team | herditya.wicaksana@mncgroup.com | +6221 29080 3111 Ext.52150

18 Desember 2020

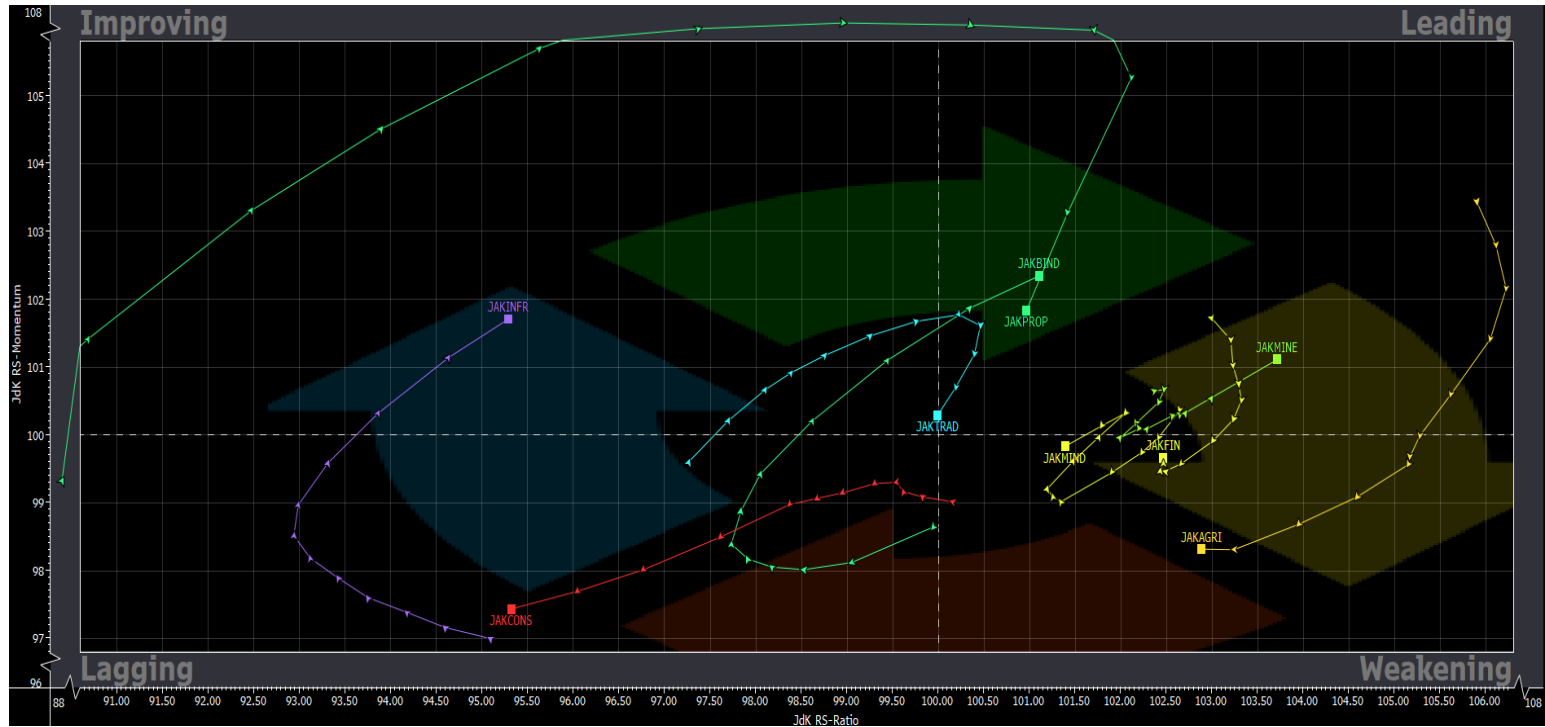
Jakarta Composite Index (JCI) *short term (1-2 days) bullish*

Koreksi IHSG tersebut masih dalam kondisi wajar, dikarenakan masih bergerak di atas MA5 dan di atas level 6,000.

Top picks of the Day :

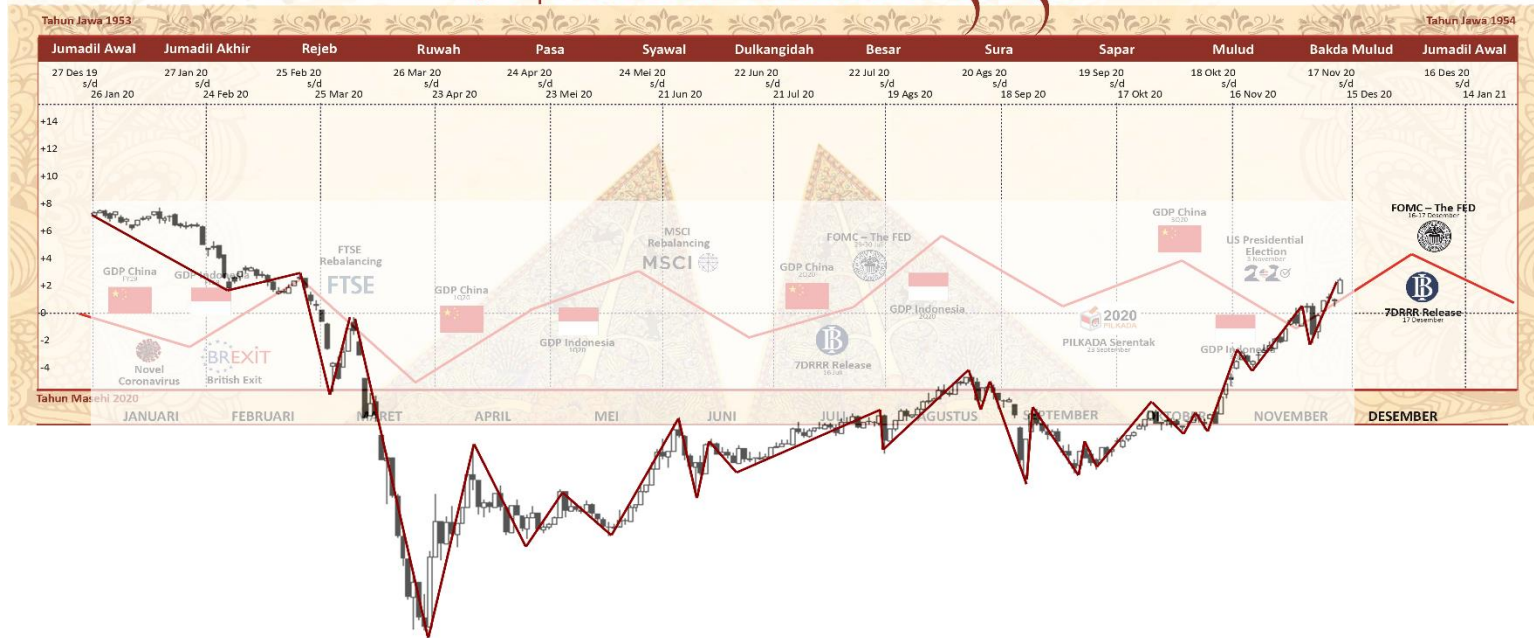
Stock	Close Price	Recommendation	Tactical Moves
AALI	755	Buy on Weakness	Selama AALI tidak terkoreksi di bawah 11,550, maka saat ini posisi AALI sedang berada pada bagian dari wave [iii] dari wave 5.
SSIA	258	Buy on Weakness	Saat ini kami perkirakan posisi SSIA sedang berada pada bagian dari wave 5.
SMGR	27,175	Buy on Weakness	Pergerakan SMGR merupakan bagian dari wave 5 dari wave (C).
EXCL	6,125	Sell on Strength	Koreksi EXCL tersebut merupakan bagian dari wave 4 dari wave (C).

RRG – Relative Rotation Graph



MNCS Primbon Index

Primbon Index 2020



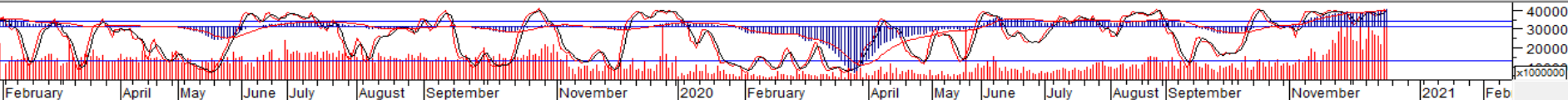
JCI – Overshoot?



Pada perdagangan kemarin (17/12), IHSJ ditutup terkoreksi tipis 0,1% ke level 6,113, Koreksi IHSJ tersebut masih dalam kondisi wajar, dikarenakan masih bergerak di atas MA5 dan di atas level 6,000. Pergerakan IHSJ juga telah mengenai rentang target penguatan kami di 6,150-6,170 dan kami perkirakan wave [v] dari wave 3 akan terkonfirmasi selesai bila IHSJ terkoreksi di bawah 5,911. Apabila IHSJ terkoreksi di bawah 5,911, maka IHSJ akan mengarah ke area 5,650-5,850, terburuknya apabila IHSJ menembus 5,563 maka IHSJ akan mengarah ke 5,350-5,500 untuk membentuk wave 4.

Support: 6,013, 5,911
Resistance: 6,170, 6,220

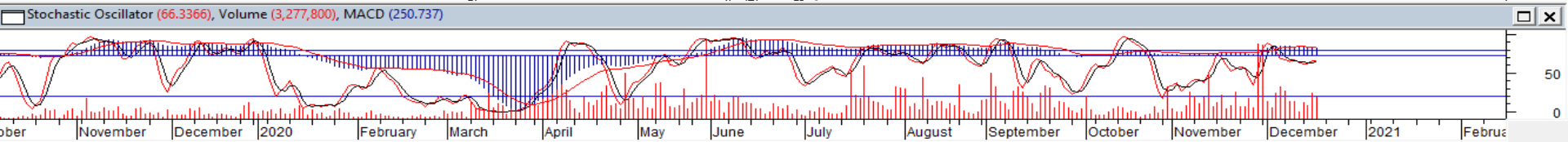
Volume (40,600,461,312), Stochastic Oscillator (95.9030), MACD (168.226)



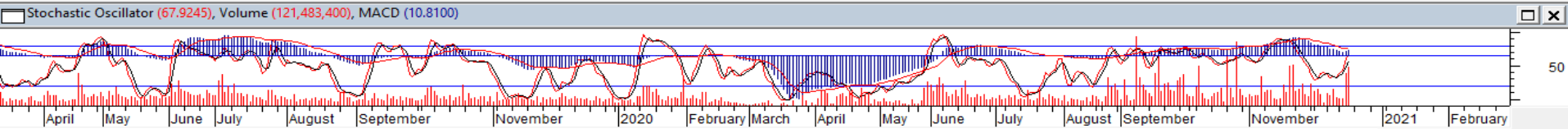
AAJI – Buy on Weakness

Pada perdagangan kemarin (17/12), AALI ditutup terkoreksi 2,1% ke level 11,850. Selama AALI tidak terkoreksi di bawah 11,550, maka saat ini posisi AALI sedang berada pada bagian dari wave [iii] dari wave 5. Hal tersebut berarti, AALI masih berpeluang berbalik menguat untuk membentuk wave 5.

Buy on Weakness: 11,600-11,850
Target Price: 13,200, 13,600
Stoploss: below 11,550



SSIA – Buy on Weakness



SMGR – Buy on Weakness



Kemarin (17/12), SMGR ditutup menguat 2,6%^B ke level 12,925. Kami perkirakan pergerakan SMGR merupakan bagian dari wave 5 dari wave (C), hal tersebut berarti SMGR akan berpotensi melanjutkan penguatannya.

Buy on Weakness: 12,275-12,600
Target Price: 13,500, 14,400
Stoploss: below 11,450

EXCL – Sell on Strength



Kemarin (17/12), EXCL ditutup terkoreksi 3,8% ke level 2,790. Kami perkirakan koreksi EXCL tersebut merupakan bagian dari wave 4 dari wave (C). Hal tersebut berarti, EXCL masih berpotensi terkoreksi kembali untuk mengkonfirmasi terbentuknya wave 4, adapun level koreksi EXCL kami perkirakan berada pada rentang 2,600-2,700. Level koreksi tersebut dapat digunakan sebagai level buyback

Sell on Strength: 2,800-2,870

Institutional Research Team



Thendra Crisnanda – Head of Institution Research
thendra.crisnanda@mncgroup.com
Investment Strategy
Ext. 52162



T. Herditya Wicaksana – Technical Analyst
herditya.wicaksana@mncgroup.com
Technical Specialist – Elliott Wave
Ext. 52150



Victoria Venny – Research Analyst
victoria.nawang@mncgroup.com
Telco, Toll Road, Logistic, Consumer, Poultry
Ext. 52236



Catherina Vincentia – Research Associate
catherina.vincentia@mncgroup.com
Ext. 52306



Muhamad Rudy Setiawan – Research Analyst
muhamad.setiawan@mncgroup.com
Construction, Property, Oil and Gas
Ext. 52317

Disclaimer : MNCS Daily Scope Wave has been issued by PT MNC Sekuritas, It may not be reproduced or further distributed or published, in whole or in part, for any purpose. PT MNC Sekuritas has based this document on information obtained from sources it believes to be reliable but which it has not independently verified; PT MNC Sekuritas makes no guarantee, representation or warranty and accepts no responsibility to liability as to its accuracy or completeness. Expression of opinion herein are those of the research department only and are subject to change without notice. This document is not and should not be construed as an offer or the solicitation of an offer to purchase or subscribe or sell any investment. PT MNC Sekuritas and its affiliates and/or their offices, directors and employees may own or have positions in any investment mentioned herein or any investment related thereto and may from time to time add to or dispose of any such investment. PT MNC Sekuritas and its affiliates may act as market maker or have assumed an underwriting position in the securities of companies discussed herein (or investment related thereto) and may sell them to or buy them from customers on a principal basis and may also perform or seek to perform investment banking or underwriting services for or relating to those companies.