



Daily SCOPE

Wave

MNC Financial Center Lt. 14 – 16

Jl. Kebon Sirih No. 21 – 27, Jakarta 10340, Indonesia

www.mncsekuritas.id

a member of MNC Group

Institution Research Team | herditya.wicaksana@mncgroup.com | +6221 29080 3111 Ext.52150

2 Maret 2020

Jakarta Composite Index (JCI) *short term (1-2 days) bullish*

IHSG akhir pekan lalu (28/2) ditutup terkoreksi 1,5%. Kami perkirakan pergerakan IHSG akan cenderung menguat terlebih dahulu dalam jangka pendek dan diperkirakan sekaligus menutup gap yang terjadi. Perhatikan level-level resistance IHSG.

Top picks of the Day :

| Stock | Close Price | Recommendation | Tactical Moves |
|-------|-------------|------------------|--|
| ICBP | 10,275 | Buy on Weakness | Posisi ICBP saat ini sedang berada di akhir wave [v] dari wave C, sehingga koreksi ICBP sudah cenderung terbatas dan berpotensi menguat. |
| WSKT | 975 | Buy on Weakness | Saat ini WSKT sudah berada di akhir wave [v] dari wave C dari wave (3), sehingga koreksi WSKT sudah relatif terbatas dan berpeluang menguat. |
| ITMG | 11,300 | Buy on Weakness | ITMG telah terkonfirmasi membentuk wave 2, yang berarti ITMG berpotensi untuk melanjutkan penguatannya membentuk wave 3. |
| PGAS | 1,280 | Sell on Strength | Posisi PGAS saat ini berada di wave 5 dari wave (C), dimana PGAS masih berpotensi melanjutkan koreksinya. |

JCI – Technical Rebound

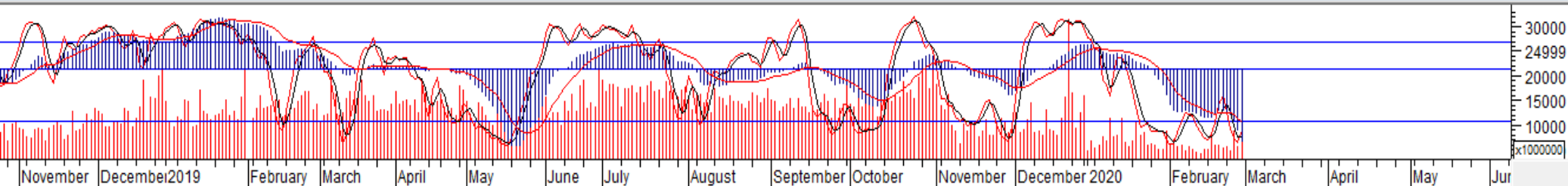


Akhir pekan lalu (28/2), IHSG ditutup terkoreksi 1,5% ke level 5,452 setelah sebelumnya sempat mencapai level terendahnya di 5,288. Kami perkirakan posisi IHSG sedang berada di wave [iii] dari wave (C). Selanjutnya, IHSG berpeluang menguat untuk membentuk wave [iv].

Support: 5,420, 5,325

Resistance: 5,570, 5,750

Volume (8,240,906,240), Stochastic Oscillator (11.7285), MACD (-124.970)



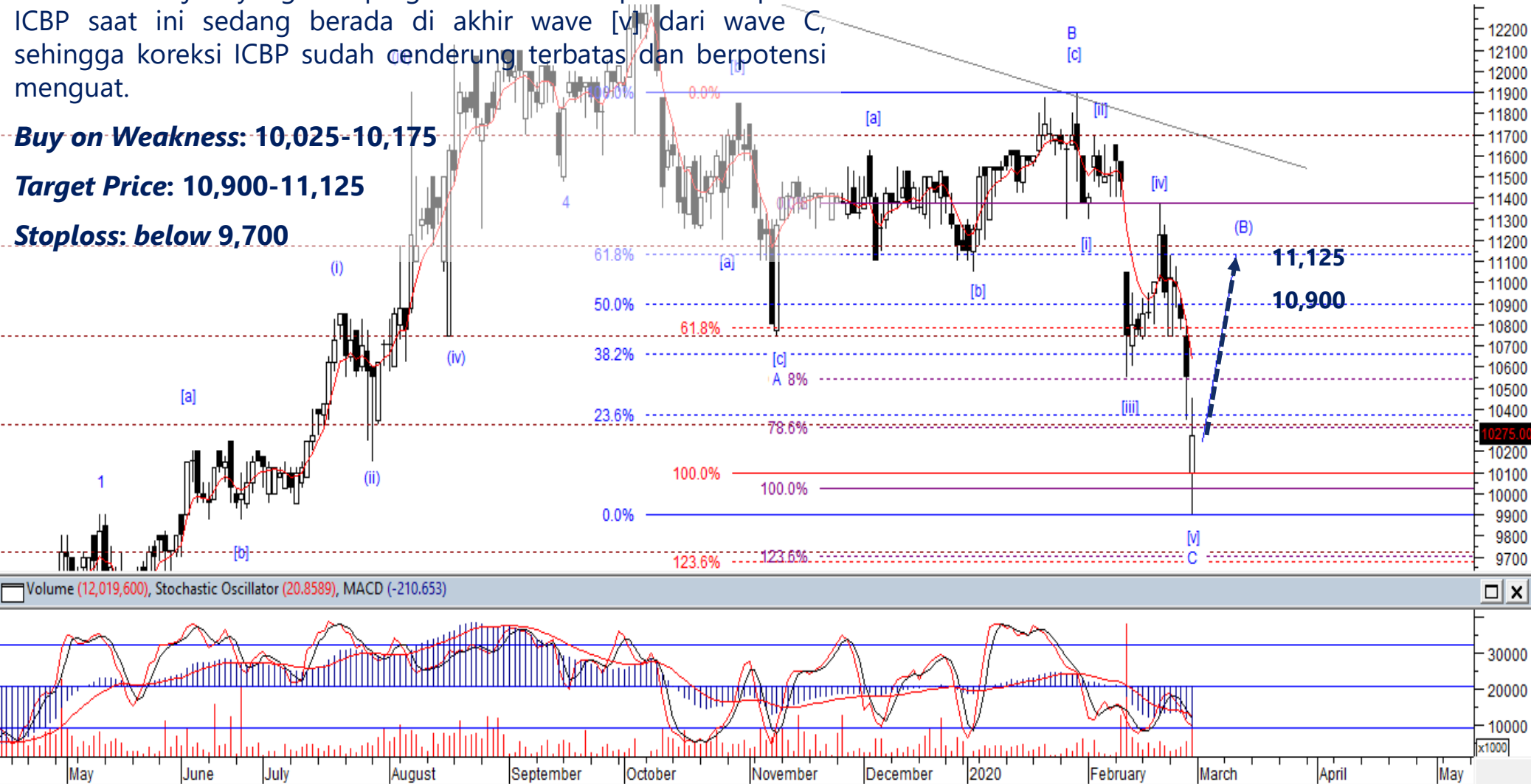
ICBP – Buy on Weakness

Pada akhir pekan kemarin (28/2), ICBP terkoreksi 2,6% dan diikuti oleh tekanan jual yang cukup agresif. Kami memperkirakan posisi ICBP saat ini sedang berada di akhir wave [v] dari wave C, sehingga koreksi ICBP sudah cenderung terbatas dan berpotensi menguat.

Buy on Weakness: 10,025-10,175

Target Price: 10,900-11,125

Stoploss: below 9,700



WSKT – Buy on Weakness

(1)



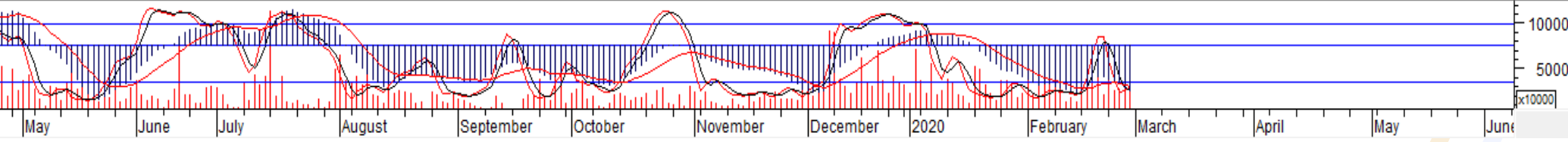
Pada perdagangan kemarin (28/2), WSKT terkoreksi 2,5% disertai dengan tekanan jual yang besar dan membentuk candle *hammer*. Kami perkirakan saat ini WSKT sudah berada di akhir wave [v] dari wave C dari wave (3), sehingga koreksi WSKT sudah relatif terbatas dan berpeluang menguat.

Buy on Weakness: 890-950

Target Price: 1,130, 1,400

Stoploss: below 750

Volume (51,464,400), Stochastic Oscillator (13.6905), MACD (-71.6850)



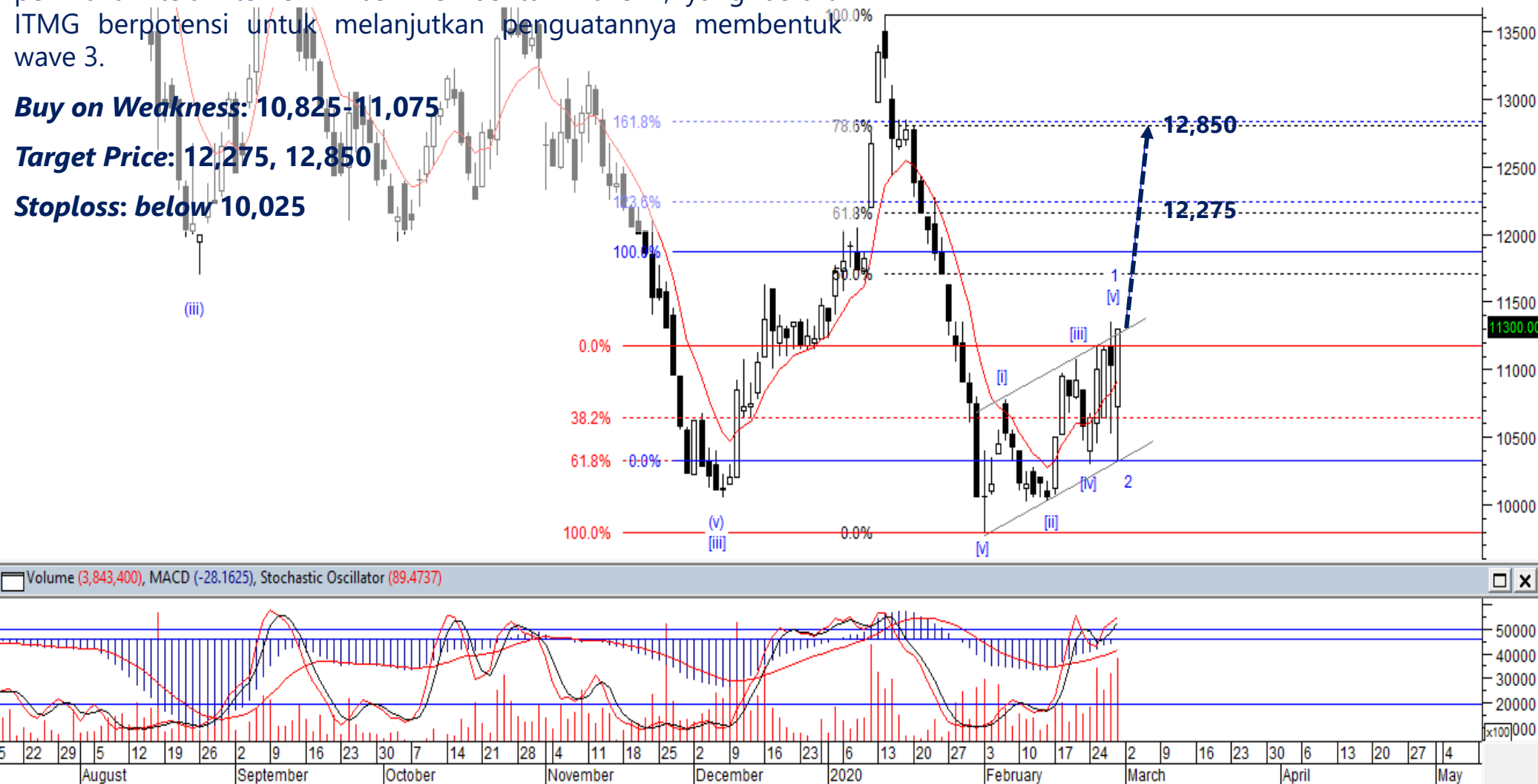
ITMG – Buy on Weakness

Pada perdagangan akhir pekan kemarin (28/2), ITMG kami perkirakan telah terkonfirmasi membentuk wave 2, yang berarti ITMG berpotensi untuk melanjutkan penguatannya membentuk wave 3.

Buy on Weakness: 10,825-11,075

Target Price: 12,275, 12,850

Stoploss: below 10,025

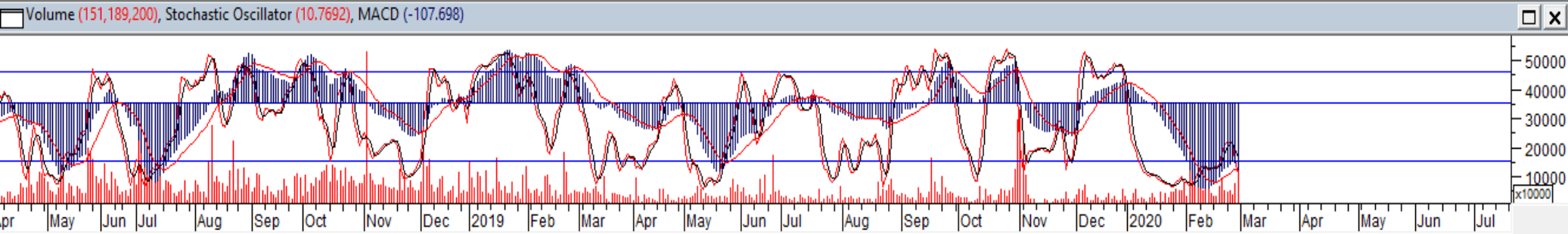


PGAS – Sell On Strength



Terkoreksi agresif sebesar 7,6% dan disertai oleh tekanan jual yang besar membuat posisi PGAS saat ini berada di wave 5 dari wave (C), dimana PGAS masih berpotensi melanjutkan koreksinya. Adapun arah koreksi PGAS berada pada area 1,200 dan 1,050.

Sell on Strength: 1,280-1,340





Thendra Crisnanda – Head of Institution Research
thendra.crisnanda@mncgroup.com
Investment Strategy
Ext. 52162



Victoria Venny – Research Analyst
victoria.nawang@mncgroup.com
Telco, Toll Road, Logistic, Consumer, Poultry
Ext. 52236



T. Herditya Wicaksana – Technical Analyst
herditya.wicaksana@mncgroup.com
Technical Specialist – Elliott Wave
Ext. 52150



Muhamad Rudy Setiawan – Research Analyst
muhamad.setiawan@mncgroup.com
Construction, Property, Oil and Gas
Ext. 52317



Catherina Vincentia – Research Associate
catherina.vincentia@mncgroup.com
Ext. 52306



Jessica Sukimaja – Research Associate
jessica.sukimaja@mncgroup.com
Ext. 52307

Disclaimer : MNCS Daily Scope Wave has been issued by PT MNC Sekuritas, It may not be reproduced or further distributed or published, in whole or in part, for any purpose. PT MNC Sekuritas has based this document on information obtained from sources it believes to be reliable but which it has not independently verified; PT MNC Sekuritas makes no guarantee, representation or warranty and accepts no responsibility to liability as to its accuracy or completeness. Expression of opinion herein are those of the research department only and are subject to change without notice. This document is not and should not be construed as an offer or the solicitation of an offer to purchase or subscribe or sell any investment. PT MNC Sekuritas and its affiliates and/or their offices, directors and employees may own or have positions in any investment mentioned herein or any investment related thereto and may from time to time add to or dispose of any such investment. PT MNC Sekuritas and its affiliates may act as market maker or have assumed an underwriting position in the securities of companies discussed herein (or investment related thereto) and may sell them to or buy them from customers on a principal basis and may also perform or seek to perform investment banking or underwriting services for or relating to those companies.