



Daily SCOPE Wave

MNC Financial Center Lt. 16

Jl. Kebon Sirih No. 21 – 27, Jakarta 10340, Indonesia

www.mncsekuritas.id

a member of MNC Group

Institution Research Team | herditya.wicaksana@mncgroup.com | +6221 29080 3111 Ext.52150

28 September 2020

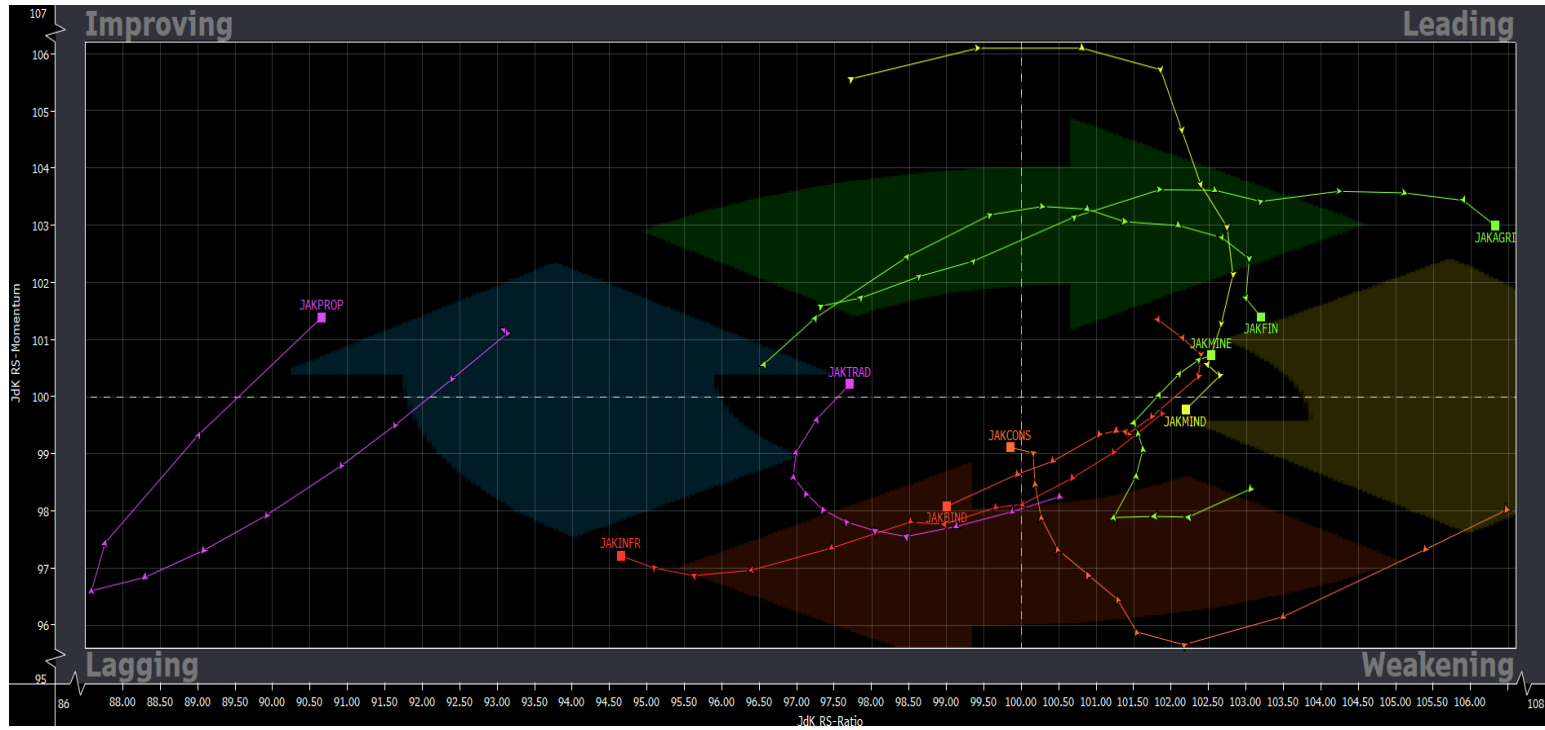
Jakarta Composite Index (JCI) *short term (1-2 days) bearish*

Meksipun bergerak menguat di akhir pekan kemarin (25/9), kami perkirakan penguatan IHSG akan cenderung terbatas dan masih rentan untuk terkoreksi kembali.

Top picks of the Day :

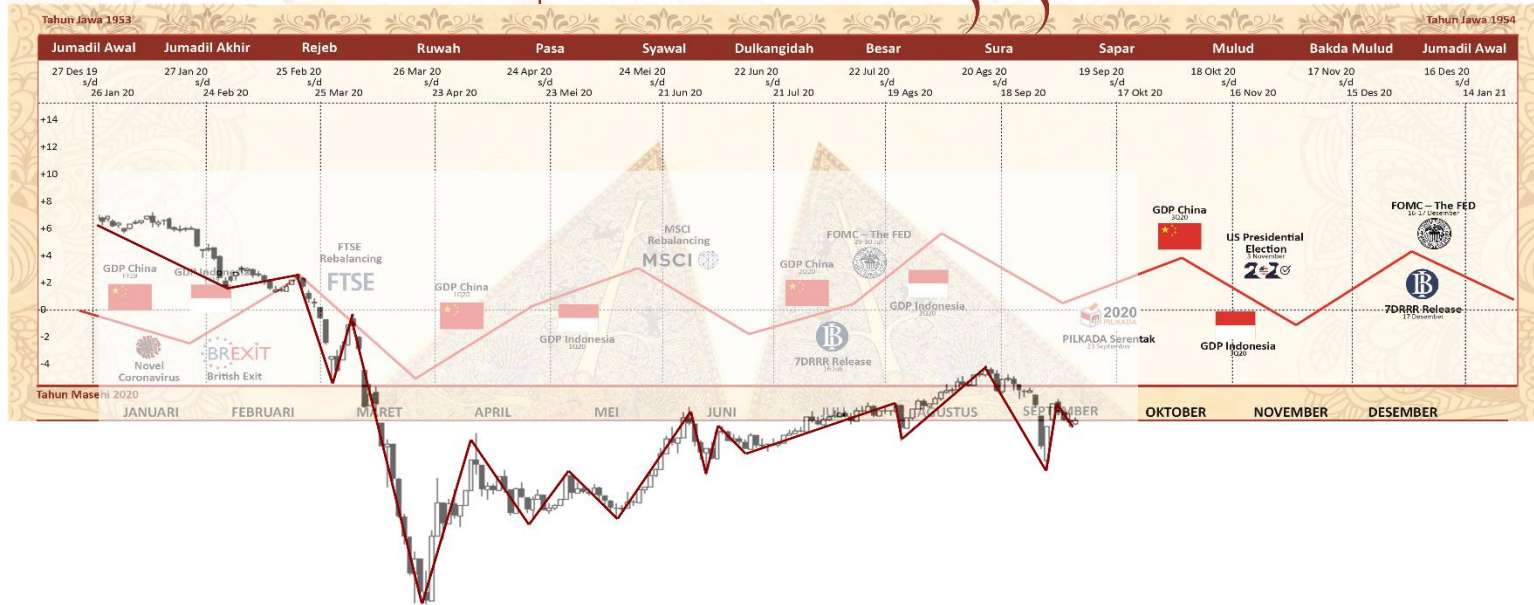
Stock	Close Price	Recommendation	Tactical Moves
BBCA	28,050	Buy on Weakness	Selama tidak terkoreksi di bawah 26,950, maka saat ini posisi BBCA sedang berada di awal wave 5.
ASII	4,860	Buy on Weakness	Saat ini posisi ASII sedang berada di awal wave [c] dari wave B.
JSMR	3,430	Buy on Weakness	Saat ini, posisi JSMR kami perkirakan sedang berada di awal wave 3 dari wave (C).
DMAS	214	Sell on Strength	Saat ini DMAS kami perkirakan sedang berada pada bagian dari wave C dari wave (A).

RRG – Relative Rotation Graph



MNCS Primbon Index

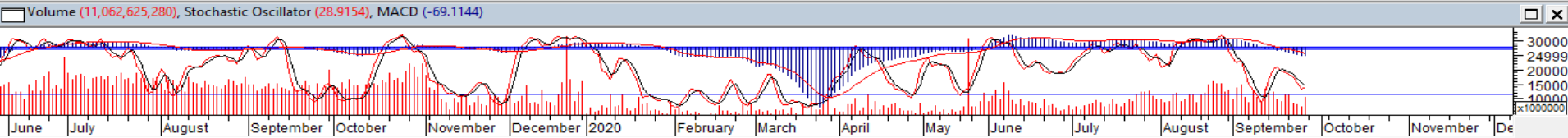
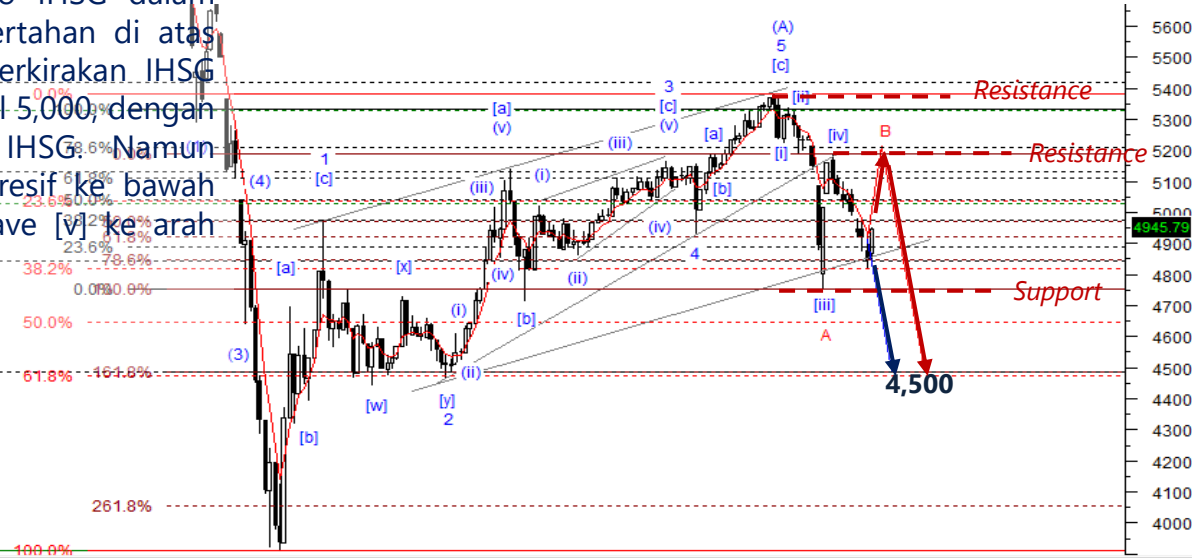
Primbon Index 2020



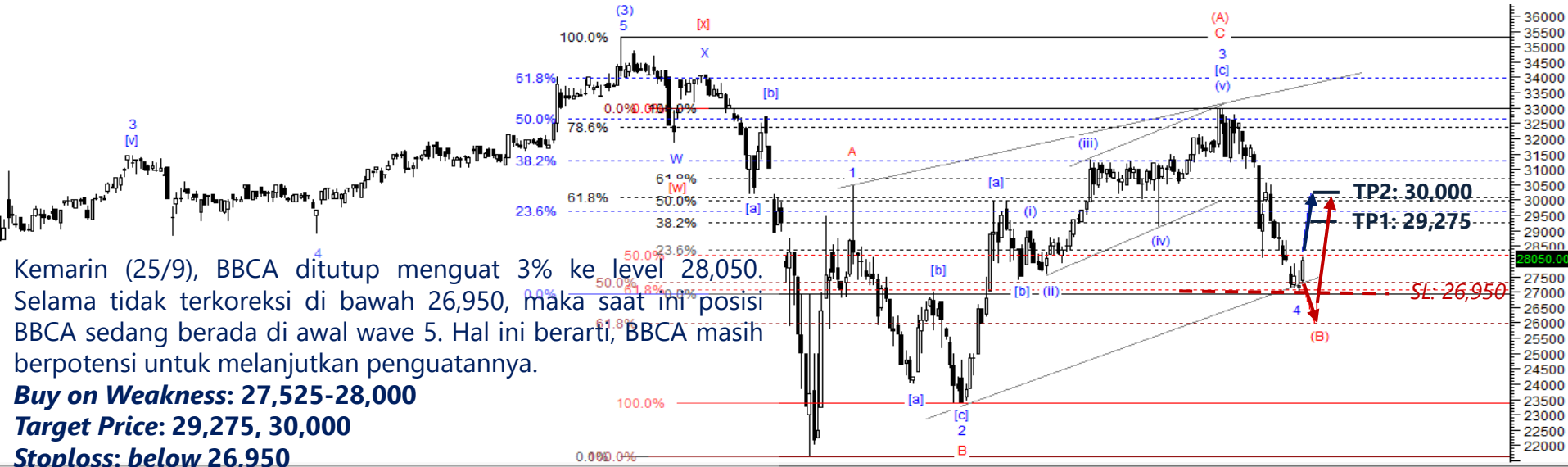
JCI – Technical Rebound?

Menutup pekan kemarin (25/9), IHSG ditutup menguat 2,1% di level 4,945. Kami masih memiliki dua skenario IHSG dalam jangka pendek; dimana apabila IHSG dapat bertahan di atas 4,840-4,850 (fibo retrace 78.6%), maka kami perkirakan IHSG masih berpotensi membentuk wave B ke atas level 5,000, dengan catatan adanya agresifitas pada penguatan IHSG. Namun sebaliknya, apabila ternyata IHSG terkoreksi agresif ke bawah 4,753, maka IHSG terkonfirmasi membentuk wave [v] ke arah 4,500-4,650.

Support: 4,850, 4,753
Resistance: 4,930, 5,187



BBCA – Buy on Weakness



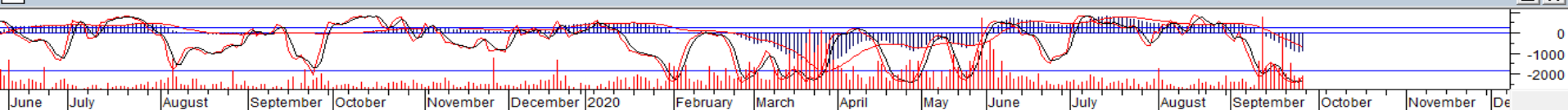
Kemarin (25/9), BBCA ditutup menguat 3% ke level 28,050. Selama tidak terkoreksi di bawah 26,950, maka saat ini posisi BBCA sedang berada di awal wave 5. Hal ini berarti, BBCA masih berpotensi untuk melanjutkan penguatannya.

Buy on Weakness: 27,525-28,000

Target Price: 29,275, 30,000

Stoploss: below 26,950

MACD (-940,220), Stochastic Oscillator (11,9730), Volume (20,141,000)



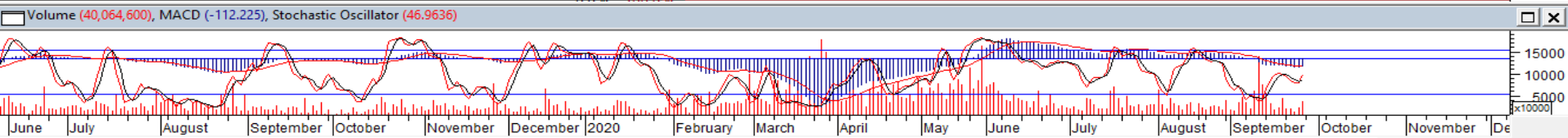
ASII – Buy on Weakness

Menguat 5,7% dan ditutup di level 4,860 pada perdagangan Jumat kemarin (25/9). Kami memperkirakan saat ini posisi ASII sedang berada di awal wave [c] dari wave B, sehingga ASII masih berpotensi melanjutkan penguatannya.

Buy on Weakness: 4,700-4,800

Target Price: 5,100, 5,300

Stoploss: below 4,560

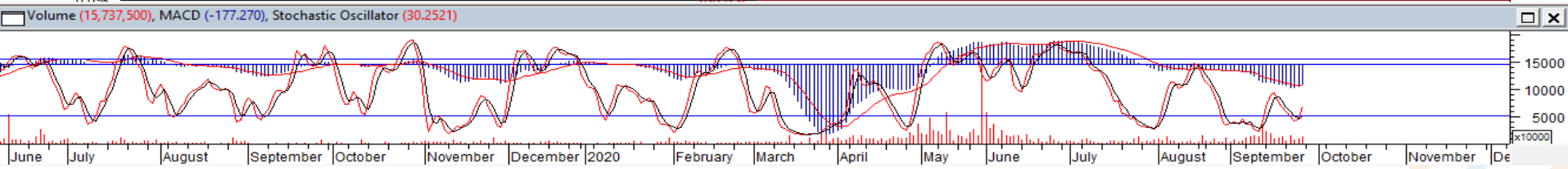


JSMR – Buy on Weakness



Menutup pekan kemarin (25/9), JSMR bergerak menguat 5,5% dan ditutup ke level 3,240. Saat ini, posisi JSMR kami perkirakan sedang berada di awal wave 3 dari wave (C), sehingga JSMR berpeluang untuk melanjutkan penguatannya.

Buy on Weakness: 3,250-3,350
Target Price: 3,600, 4,000
Stoploss: below 3,080

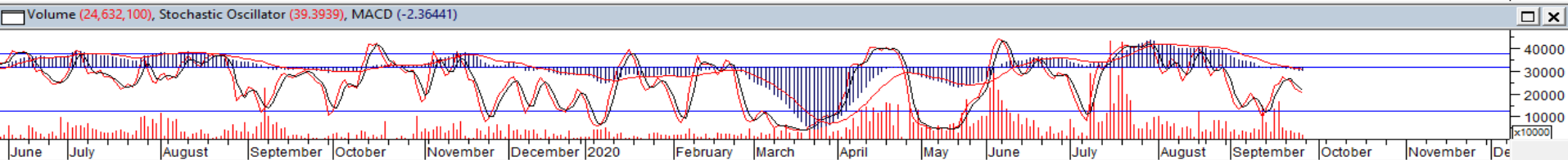


DMAS – Sell on Strength



Saat ini DMAS kami perkirakan sedang berada pada bagian dari wave C dari wave (A). Hal tersebut berarti DMAS akan rentan bergerak terkoreksi, terlebih apabila DMAS terkoreksi di bawah 196. Adapun koreksi DMAS kami perkirakan berada pada level 189 dan 170.

Sell on Strength: 214-224



Institutional Research Team



Thendra Crisnanda – Head of Institution Research
thendra.crisnanda@mncgroup.com
Investment Strategy
Ext. 52162



T. Herditya Wicaksana – Technical Analyst
herditya.wicaksana@mncgroup.com
Technical Specialist – Elliott Wave
Ext. 52150



Victoria Venny – Research Analyst
victoria.nawang@mncgroup.com
Telco, Toll Road, Logistic, Consumer, Poultry
Ext. 52236



Catherina Vincentia – Research Associate
catherina.vincentia@mncgroup.com
Ext. 52306



Muhamad Rudy Setiawan – Research Analyst
muhamad.setiawan@mncgroup.com
Construction, Property, Oil and Gas
Ext. 52317

Disclaimer : MNCS Daily Scope Wave has been issued by PT MNC Sekuritas, It may not be reproduced or further distributed or published, in whole or in part, for any purpose. PT MNC Sekuritas has based this document on information obtained from sources it believes to be reliable but which it has not independently verified; PT MNC Sekuritas makes no guarantee, representation or warranty and accepts no responsibility to liability as to its accuracy or completeness. Expression of opinion herein are those of the research department only and are subject to change without notice. This document is not and should not be construed as an offer or the solicitation of an offer to purchase or subscribe or sell any investment. PT MNC Sekuritas and its affiliates and/or their offices, directors and employees may own or have positions in any investment mentioned herein or any investment related thereto and may from time to time add to or dispose of any such investment. PT MNC Sekuritas and its affiliates may act as market maker or have assumed an underwriting position in the securities of companies discussed herein (or investment related thereto) and may sell them to or buy them from customers on a principal basis and may also perform or seek to perform investment banking or underwriting services for or relating to those companies.