



Daily SCOPE Wave

MNC Financial Center Lt. 16

Jl. Kebon Sirih No. 21 – 27, Jakarta 10340, Indonesia

www.mncsekuritas.id

a member of MNC Group

Institution Research Team | herditya.wicaksana@mncgroup.com | +6221 29080 3111 Ext.52150

25 Februari 2021

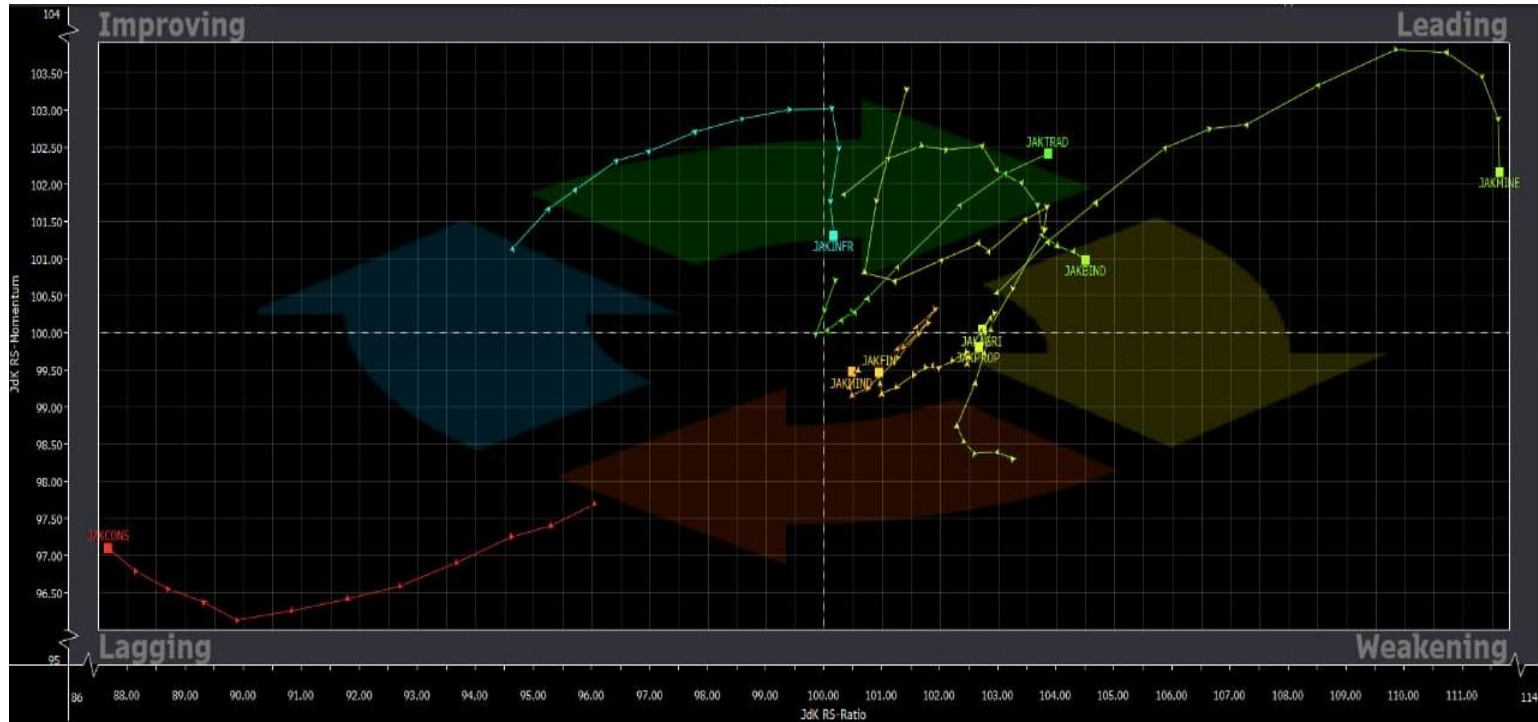
Jakarta Composite Index (JCI) *short term (1-2 days) bearish*

Pergerakan IHSG masih akan flat cenderung koreksi dengan 6,315 sebagai level resistance terdekat.

Top picks of the Day :

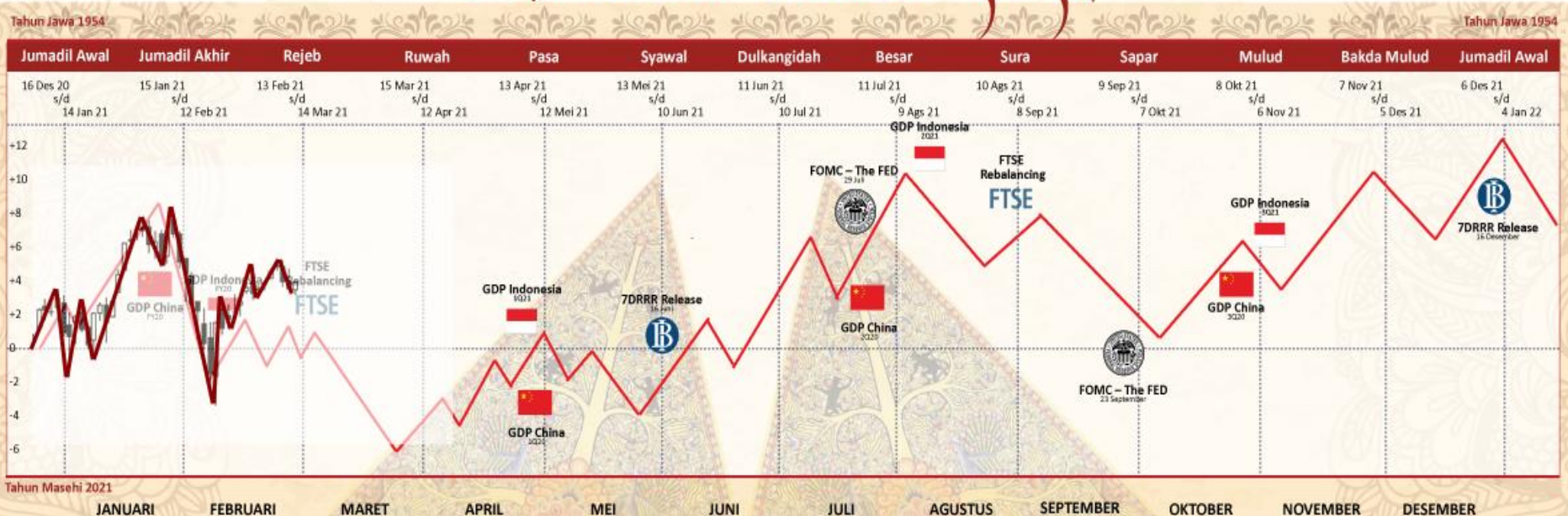
Stock	Close Price	Recommendation	Tactical Moves
INDF	6,100	Buy on Weakness	INDF saat ini sedang membentuk awal dari wave [iii].
SSMS	1,020	Buy on Weakness	SSMS sedang berada di awal wave 3 dari wave (C).
MAPI	815	Buy on Weakness	MAPI saat ini sedang berada pada bagian dari wave C dari wave (B).
BBRI	4,730	Sell on Strength	Selama BBRI belum mampu bergerak di atas level 4,870 sebagai resistancenya, maka pergerakan BBRI saat ini sedang berada di awal wave 2 dari wave (5).

RRG – Relative Rotation Graph



MNCS Primbon Index

Primbon Index 2021

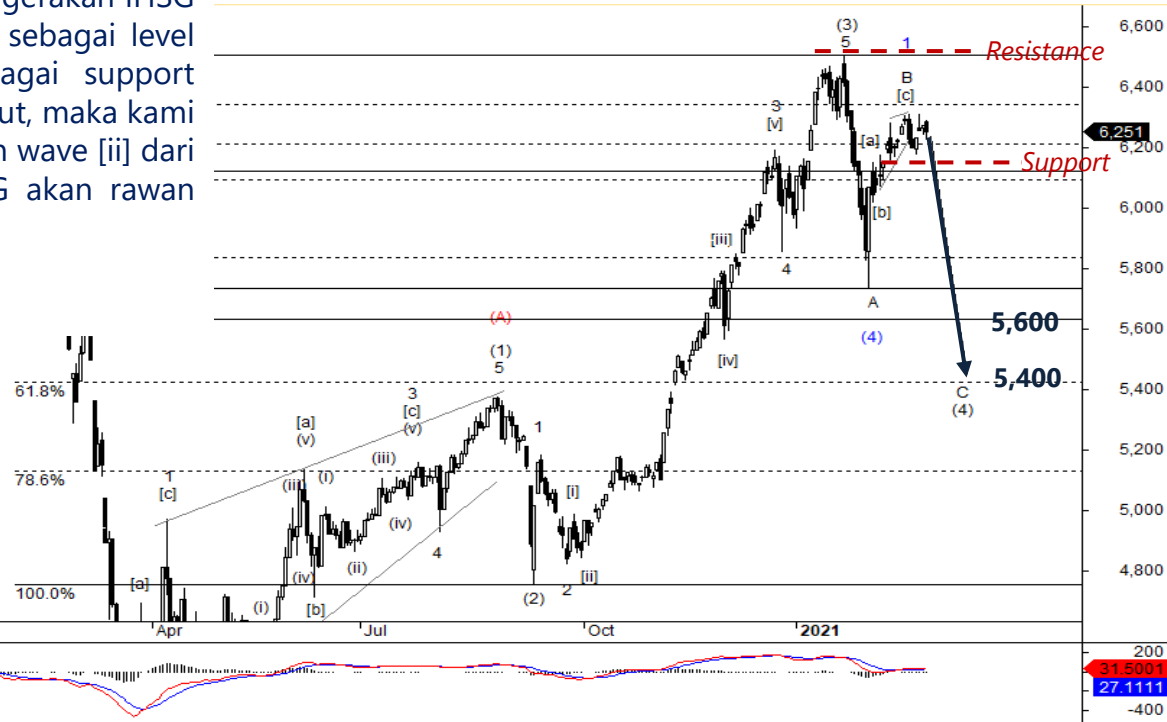


JCI – Beginning of Correction

IHSG ditutup terkoreksi tipis, sebesar 0,3% di level 6,251 pada perdagangan kemarin (24/2). Kami mencermati pergerakan IHSG masih akan flat cenderung koreksi dengan 6,315 sebagai level resistance terdekat. Perhatikan level 6,173 sebagai support terdekat, bila IHSG terkoreksi ke bawah level tersebut, maka kami perkirakan IHSG sudah terkonfirmasi menyelesaikan wave [ii] dari wave C dari wave (4). Hal tersebut berarti, IHSG akan rawan terkoreksi ke area 6,000-6,100 terlebih dahulu.

Support: 6,173, 6,069

Resistance: 6,315, 6,505



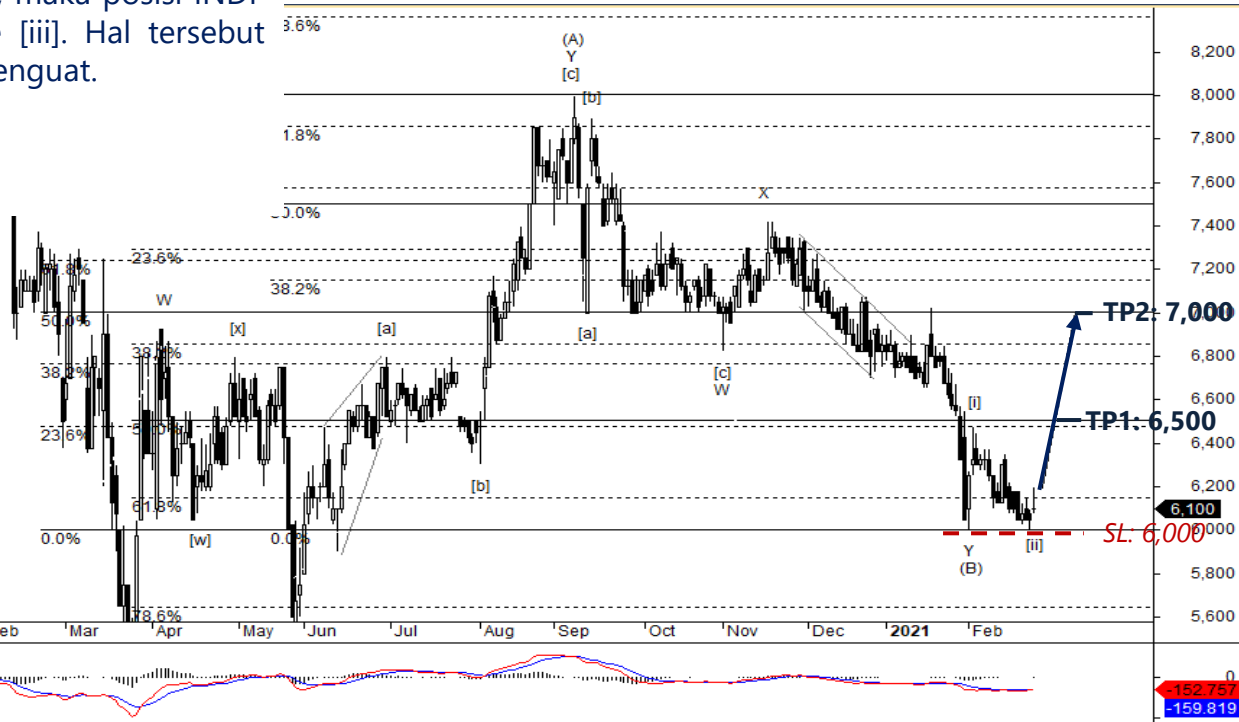
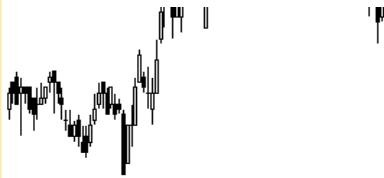
INDF – Buy on Weakness

Kemarin (24/2), INDF ditutup menguat tipis 0,8% ke level 6,100. Selama INDF tidak terkoreksi ke bawah 6,000, maka posisi INDF saat ini sedang membentuk awal dari wave [iii]. Hal tersebut berarti, pergerakan INDF berpeluang untuk menguat.

Buy on Weakness: 6,050-6,100

Target Price: 6,500, 7,000

Stoploss: below 6,000



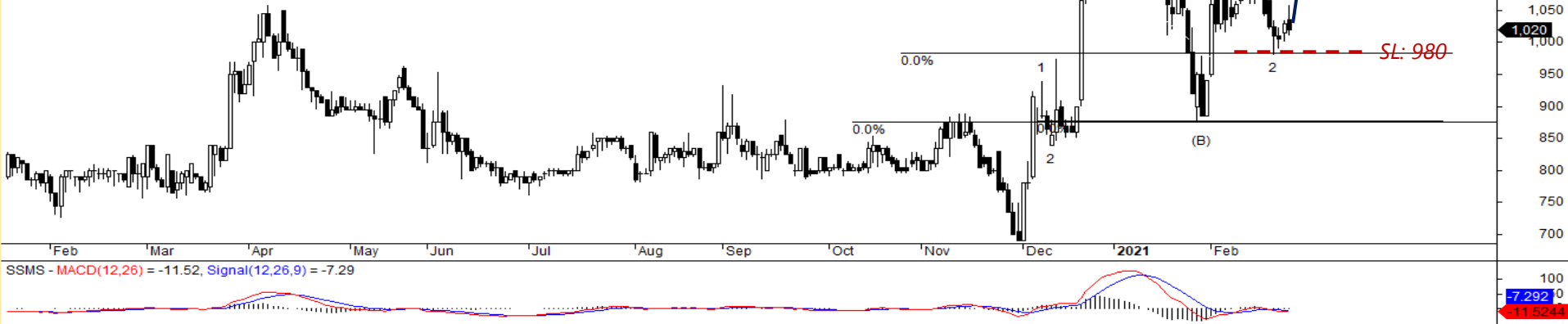
SSMS – Buy on Weakness

Pergerakan SSMS terkoreksi 1% dan ditutup di level 1,020 pada perdagangan kemarin (24/2). Selama SSMS tidak terkoreksi di bawah 980, maka kami perkirakan pergerakan SSMS sedang berada di awal wave 3 dari wave (C). Hal tersebut berarti, SSMS berpeluang untuk berbalik menguat.

Buy on Weakness: 1,000-1,020

Target Price: 1,150, 1,250, 1,300

Stoploss: below 980



MAPI – Buy on Weakness

MAPI ditutup menguat 0,6% di level 815. Kami memperkirakan posisi MAPI saat ini sedang berada pada bagian dari wave C dari wave (B). Hal tersebut berarti, MAPI berpotensi untuk melanjutkan penguatannya kembali.

Buy on Weakness: 780-810

Target Price: 860, 900

Stoploss: below 760



BBRI – Sell on Strength

Pada perdagangan kemarin (24/2), BBRI ditutup terkoreksi 1,3% di level 4,730. Selama BBRI belum mampu bergerak di atas level 4,870 sebagai resistancenya, maka pergerakan BBRI saat ini sedang berada di awal wave 2 dari wave (5). Hal tersebut berarti, BBRI akan cenderung bergerak terkoreksi dengan rentang 4,300-4,530.

Sell on Strength: 4,750-4,800



Institutional Research Team



Thendra Crisnanda – Head of Research
thendra.crisnanda@mncgroup.com
 Investment Strategy
 Ext. 52162



Victoria Venny – Research Analyst
victoria.nawang@mncgroup.com
 Telco, Toll Road, Logistic, Consumer, Poultry



T. Herditya Wicaksana – Technical Analyst
herditya.wicaksana@mncgroup.com
 Technical Specialist – Elliott Wave



Muhamad Rudy Setiawan – Research Analyst
muhamad.setiawan@mncgroup.com
 Construction, Property, Oil and Gas



Catherina Vincentia – Research Associate
catherina.vincentia@mncgroup.com
 Generalist



Aqil Triyadi – Research Associate
aqil.triyadi@mncgroup.com
 Generalist

Disclaimer : MNCS Daily Scope Wave has been issued by PT MNC Sekuritas, It may not be reproduced or further distributed or published, in whole or in part, for any purpose. PT MNC Sekuritas has based this document on information obtained from sources it believes to be reliable but which it has not independently verified; PT MNC Sekuritas makes no guarantee, representation or warranty and accepts no responsibility to liability as to its accuracy or completeness. Expression of opinion herein are those of the research department only and are subject to change without notice. This document is not and should not be construed as an offer or the solicitation of an offer to purchase or subscribe or sell any investment. PT MNC Sekuritas and its affiliates and/or their offices, directors and employees may own or have positions in any investment mentioned herein or any investment related thereto and may from time to time add to or dispose of any such investment. PT MNC Sekuritas and its affiliates may act as market maker or have assumed an underwriting position in the securities of companies discussed herein (or investment related thereto) and may sell them to or buy them from customers on a principal basis and may also perform or seek to perform investment banking or underwriting services for or relating to those companies.