



# Daily SCOPE Wave

**MNC Financial Center Lt. 16**

Jl. Kebon Sirih No. 21 – 27, Jakarta 10340, Indonesia

[www.mncsekuritas.id](http://www.mncsekuritas.id)

a member of MNC Group

Institution Research Team | [herditya.wicaksana@mncgroup.com](mailto:herditya.wicaksana@mncgroup.com) | +6221 29080 3111 Ext.52150

**5 Mei 2021**

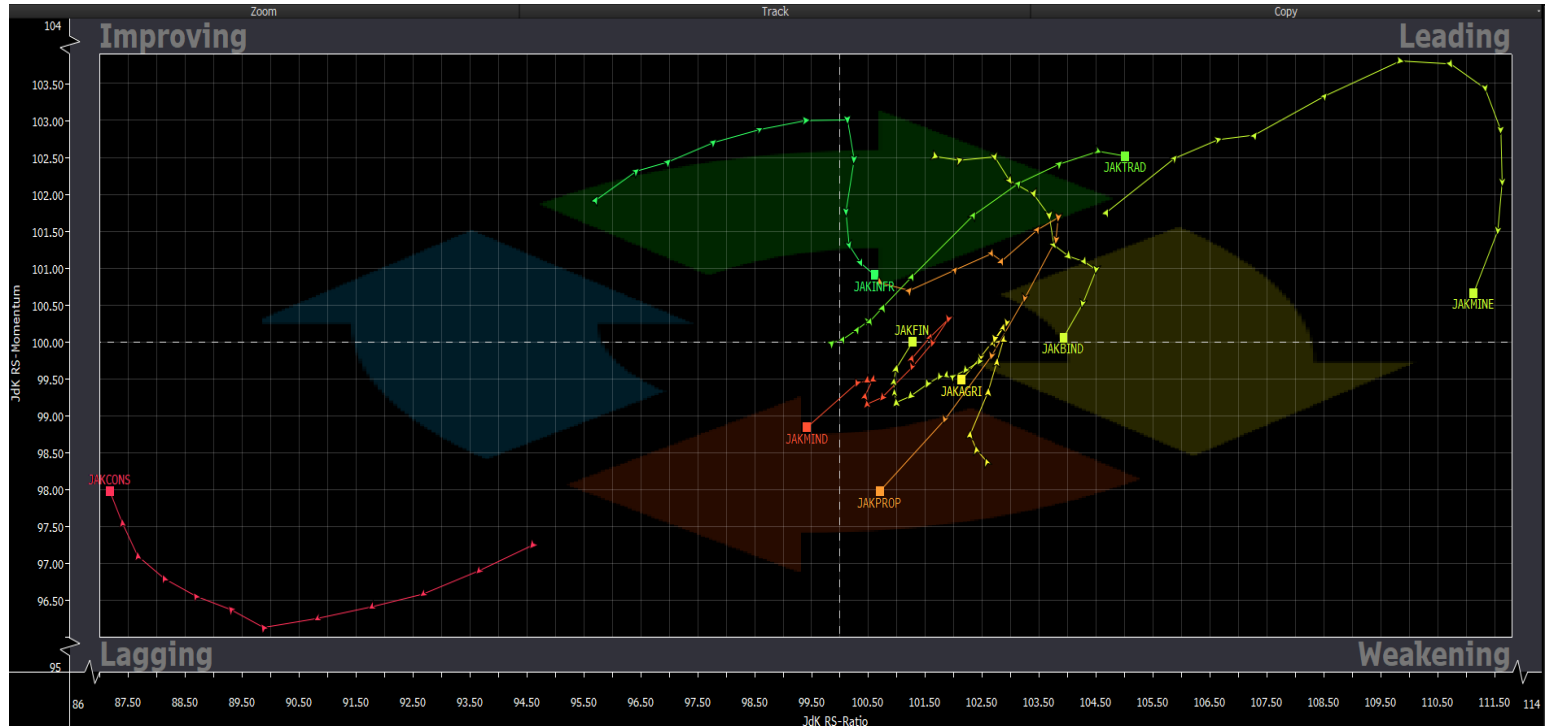
## Jakarta Composite Index (JCI) short term (1-2 days) bullish

Meskipun terkoreksi, kami perkirakan IHSG akan menguji area 5,917-5,930 dahulu. Apabila IHSG sanggup bertahan di atas 5,883, maka IHSG berpeluang menguat ke area 6,020-6,030.

### Top picks of the Day:

| Stock | Close Price | Recommendation   | Tactical Moves   |
|-------|-------------|------------------|--|
| LSIP  | 1,325       | Buy on Weakness  | LSIP sedang berada di awal wave (iii) dari wave [c] dari wave B. |
| TINS  | 1,840       | Buy on Weakness  | TINS sedang berada di wave [iii] dari wave C dari wave (B).      |
| UNTR  | 21,575      | Buy on Weakness  | UNTR saat ini sedang berada di awal wave B dari wave (B).        |
| BBCA  | 32,000      | Sell on Strength | BBCA saat ini sedang berada di akhir wave [v] dari wave 1.       |

# RRG – Relative Rotation Graph



# MNCS Primbon Index

## Primbon Index 2021

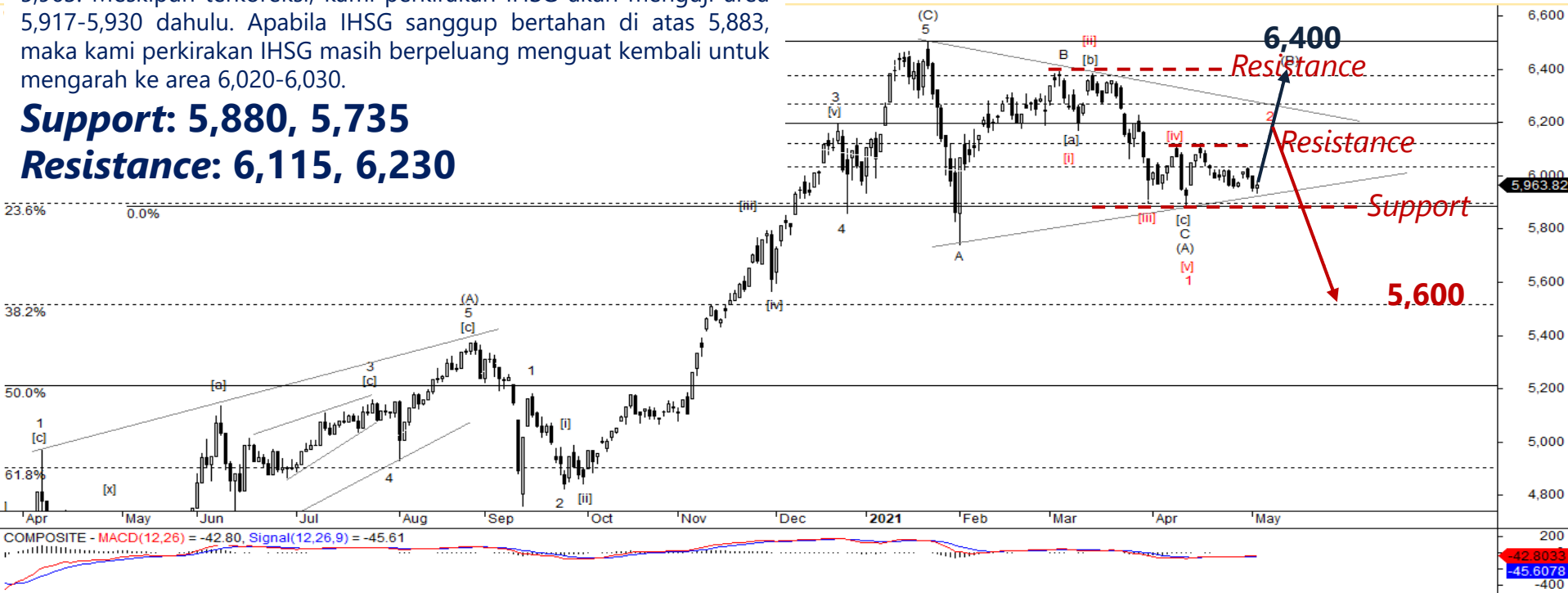


# JCI – Test Support

Pada perdagangan kemarin (4/5), IHSG ditutup menguat 0,2% ke level 5,963. Meskipun terkoreksi, kami perkirakan IHSG akan menguji area 5,917-5,930 dahulu. Apabila IHSG sanggup bertahan di atas 5,883, maka kami perkirakan IHSG masih berpeluang menguat kembali untuk mengarah ke area 6,020-6,030.

**Support: 5,880, 5,735**

**Resistance: 6,115, 6,230**



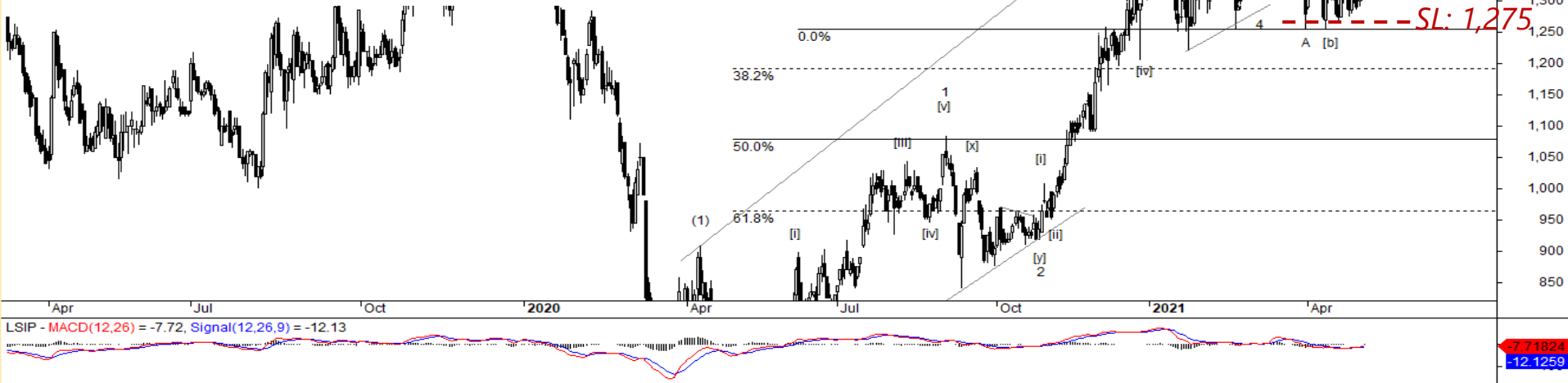
# LSIP – Buy on Weakness

Kemarin (4/5), LSIP ditutup flat di level 1,325. Kami memperkirakan, saat ini posisi LSIP sedang berada di awal wave (iii) dari wave [c] dari wave B. Hal ini berarti, LSIP berpotensi menguat selama mampu berada di atas 1,275.

**Buy on Weakness: 1,300-1,325**

**Target Price: 1,370, 1,450**

**Stoploss: below 1,275**



# TINS – Buy on Weakness

TINS menguat cukup signifikan sebesar 7% dan ditutup di level 1,840 pada perdagangan kemarin (4/5). Kami perkirakan, saat ini posisi TINS sedang berada di wave [iii] dari wave C dari wave (B). Hal ini berarti, meskipun terkoreksi namun akan relatif terbatas dan berpeluang menguat.

**Buy on Weakness: 1,740-1,835**

**Target Price: 2,000, 2,140**

**Stoploss: below 1,560**





# UNTR – Buy on Weakness

Pada perdagangan kemarin (4/5), UNTR ditutup menguat 3% ke level 21,575 diikuti dengan tekanan beli yang cukup besar. Selama UNTR sanggup bertahan di atas 20,900, maka kami perkirakan posisi UNTR saat ini sedang berada di awal wave B dari wave (B).

**Buy on Weakness: 21,275-21,525**

**Target Price: 22,925, 24,600**

**Stoploss: below 20,900**

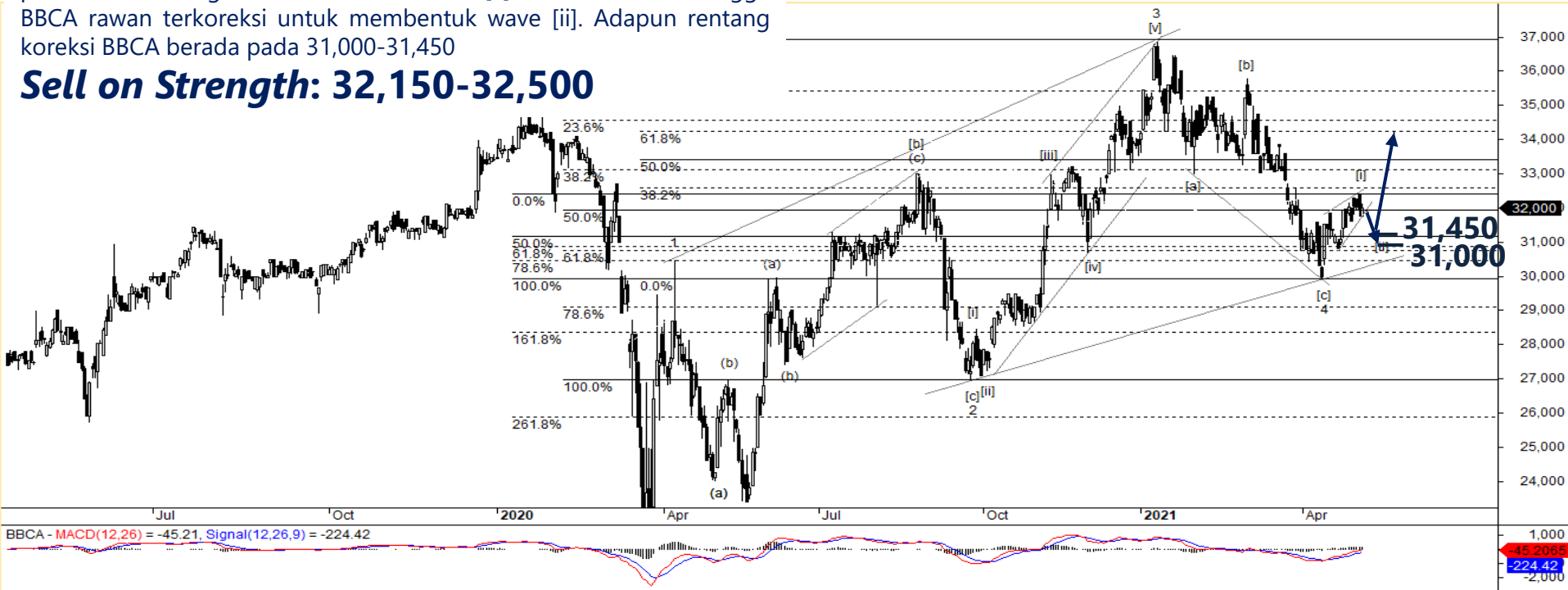




# BBCA – Sell on Strength

BBCA ditutup menguat 0,2% ke level 32,000. Posisi BBCA saat ini kami perkirakan sedang berada di akhir wave [v] dari wave 1, sehingga BBCA rawan terkoreksi untuk membentuk wave [ii]. Adapun rentang koreksi BBCA berada pada 31,000-31,450

**Sell on Strength: 32,150-32,500**



# Institutional Research Team



**Thendra Crisnanda – Head of Research**  
[thendra.crisnanda@mncgroup.com](mailto:thendra.crisnanda@mncgroup.com)  
 Investment Strategy  
 Ext. 52162



**Victoria Venny – Research Analyst**  
[victoria.nawang@mncgroup.com](mailto:victoria.nawang@mncgroup.com)  
 Telco, Toll Road, Logistic, Consumer, Poultry



**T. Herditya Wicaksana – Technical Analyst**  
[herditya.wicaksana@mncgroup.com](mailto:herditya.wicaksana@mncgroup.com)  
 Technical Specialist – Elliott Wave



**Muhamad Rudy Setiawan – Research Analyst**  
[muhamad.setiawan@mncgroup.com](mailto:muhamad.setiawan@mncgroup.com)  
 Construction, Property, Oil and Gas



**Catherina Vincentia – Research Associate**  
[catherina.vincentia@mncgroup.com](mailto:catherina.vincentia@mncgroup.com)  
 Generalist



**Aqil Triyadi – Research Associate**  
[aqil.triyadi@mncgroup.com](mailto:aqil.triyadi@mncgroup.com)  
 Generalist

**Disclaimer :** MNCS Daily Scope Wave has been issued by PT MNC Sekuritas, It may not be reproduced or further distributed or published, in whole or in part, for any purpose. PT MNC Sekuritas has based this document on information obtained from sources it believes to be reliable but which it has not independently verified; PT MNC Sekuritas makes no guarantee, representation or warranty and accepts no responsibility to liability as to its accuracy or completeness. Expression of opinion herein are those of the research department only and are subject to change without notice. This document is not and should not be construed as an offer or the solicitation of an offer to purchase or subscribe or sell any investment. PT MNC Sekuritas and its affiliates and/or their offices, directors and employees may own or have positions in any investment mentioned herein or any investment related thereto and may from time to time add to or dispose of any such investment. PT MNC Sekuritas and its affiliates may act as market maker or have assumed an underwriting position in the securities of companies discussed herein (or investment related thereto) and may sell them to or buy them from customers on a principal basis and may also perform or seek to perform investment banking or underwriting services for or relating to those companies.