



Daily SCOPE Wave

MNC Financial Center Lt. 16

Jl. Kebon Sirih No. 21 – 27, Jakarta 10340, Indonesia

www.mncsekuritas.id

a member of MNC Group

Institution Research Team | herditya.wicaksana@mncgroup.com | +6221 29080 3111 Ext.52150

13 September 2021

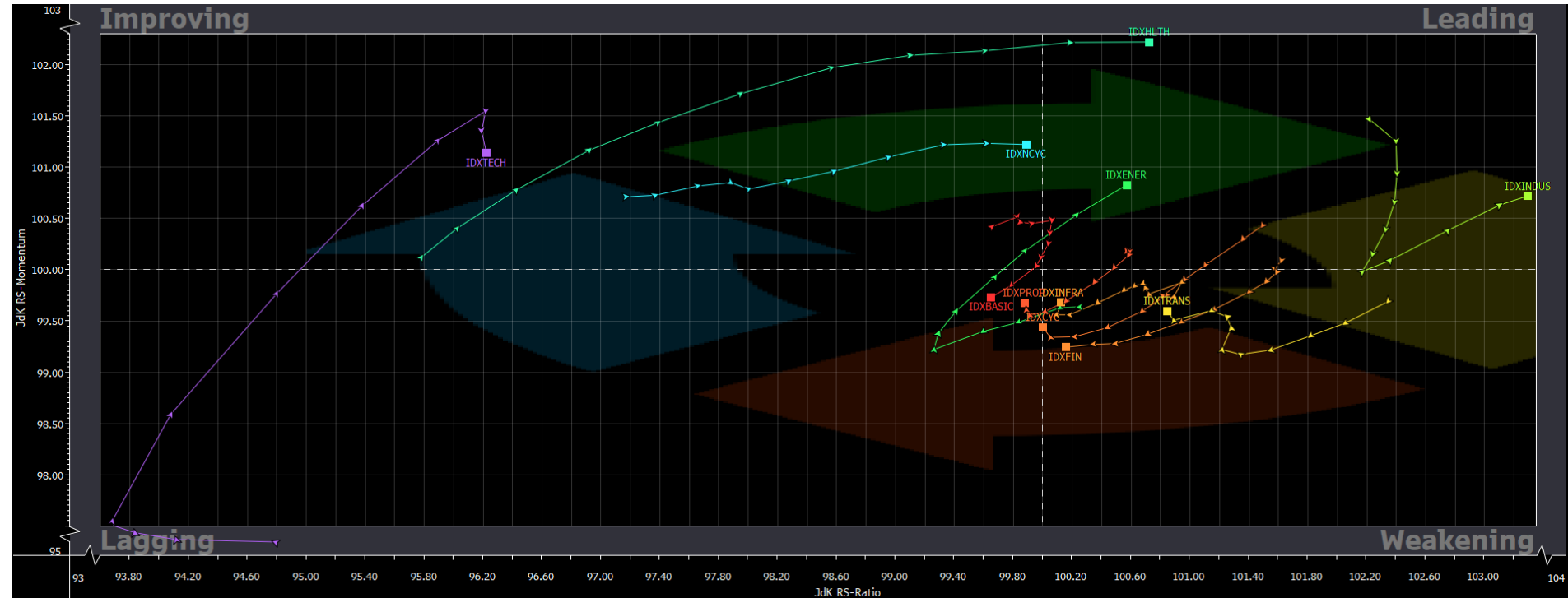
Jakarta Composite Index (JCI) *short term (1-2 days) bearish*

Best case-nya, apabila IHSG mampu bertahan di atas level support dan bergerak menguat menembus 6,150-6,170.

Top picks of the Day:

Stock	Close Price	Recommendation	Tactical Moves
ANTM	2,590	Buy on Weakness	ANTM saat ini sedang berada di wave (iii) dari wave [iii].
MAPI	725	Buy on Weakness	MAPI sudah berada di akhir wave (ii) dari wave [iii].
CTRA	975	Buy on Weakness	CTRA sedang berada di awal wave (v) dari wave [iii].
IMJS	550	Sell on Strength	IMJS saat ini hanya akan membentuk wave B dari wave (A).

RRG – Relative Rotation Graph



MNCS Primbon Index

Primbon Index 2021

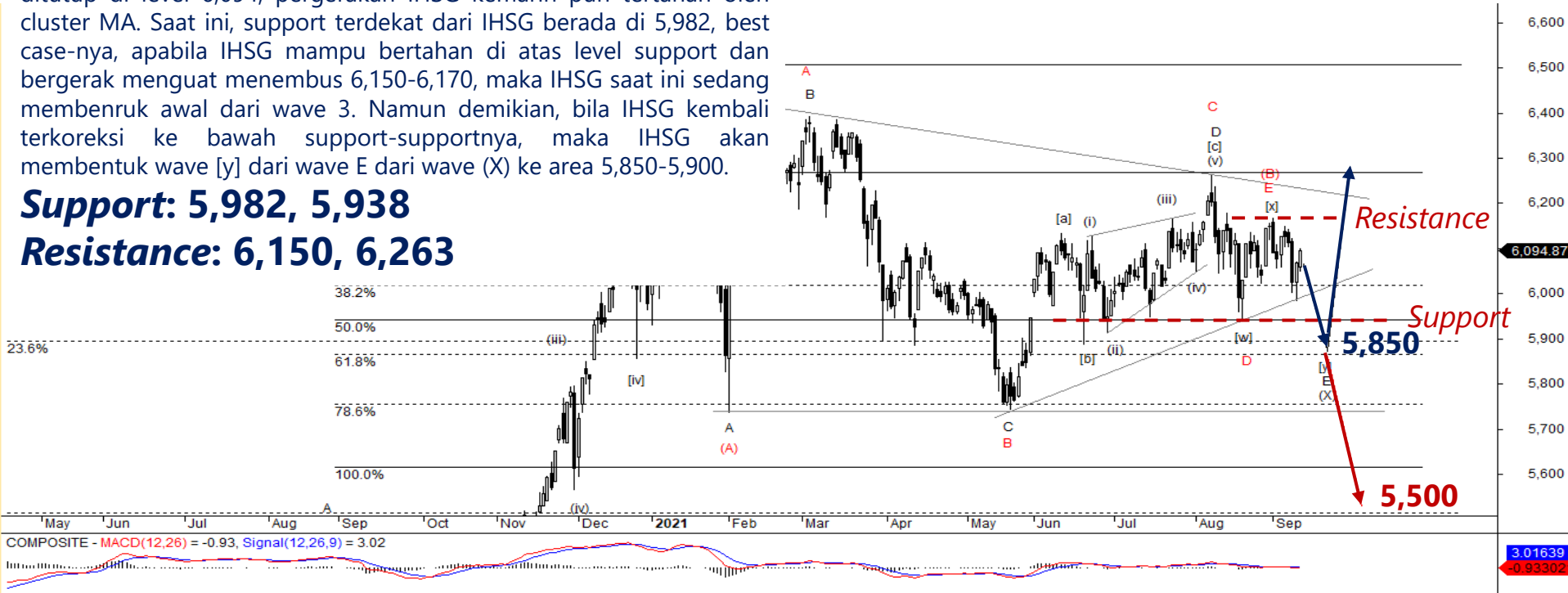


JCI – Continue?

Menutup pekan kemarin (10/9), IHSG bergerak menguat 0,4% dan ditutup di level 6,094, pergerakan IHSG kemarin pun tertahan oleh cluster MA. Saat ini, support terdekat dari IHSG berada di 5,982, best case-nya, apabila IHSG mampu bertahan di atas level support dan bergerak menguat menembus 6,150-6,170, maka IHSG saat ini sedang membenruk awal dari wave 3. Namun demikian, bila IHSG kembali terkoreksi ke bawah support-supportnya, maka IHSG akan membentuk wave [y] dari wave E dari wave (X) ke area 5,850-5,900.

Support: 5,982, 5,938

Resistance: 6,150, 6,263



ANTM – Buy on Weakness

Menutup pekan kemarin (10/9), ANTM bergerak menguat cukup signifikan sebesar 6,1% dan ditutup di level 2,590, pergerakan ANTM diikuti dengan tekanan beli yang besar. Kami memperkirakan, posisi ANTM saat ini sedang berada di wave (iii) dari wave [iii], sehingga ANTM berpotensi melanjutkan penguatannya.

Buy on Weakness: 2,440-2,550

Target Price: 2,700, 2,950

Stoploss: below 2,430



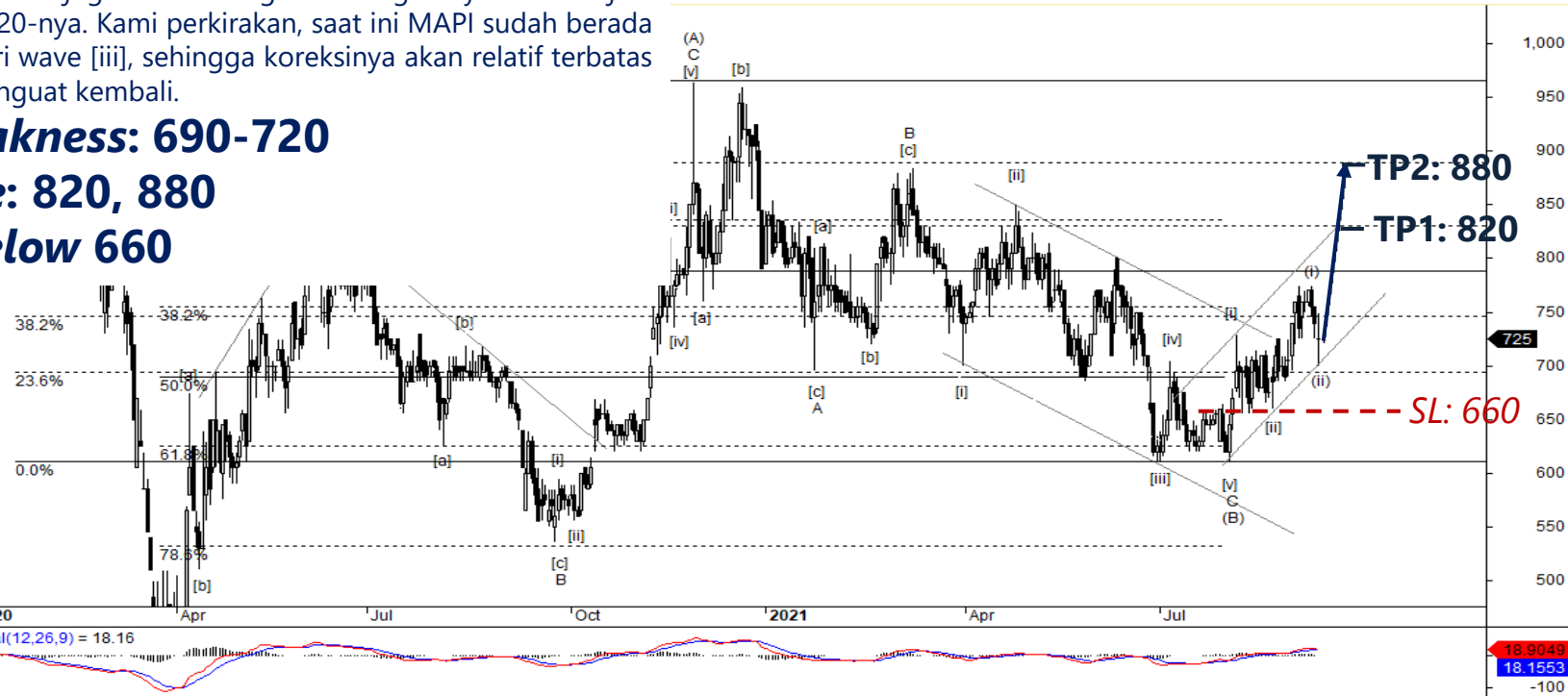
MAPI – Buy on Weakness

MAPI ditutup terkoreksi 2% ke level 725 pada perdagangan kemarin (12/9), pergerakan MAPI juga diikuti dengan meningkatnya tekanan jual dan menembus MA20-nya. Kami perkirakan, saat ini MAPI sudah berada di akhir wave (ii) dari wave [iii], sehingga koreksinya akan relatif terbatas dan berpeluang menguat kembali.

Buy on Weakness: 690-720

Target Price: 820, 880

Stoploss: below 660



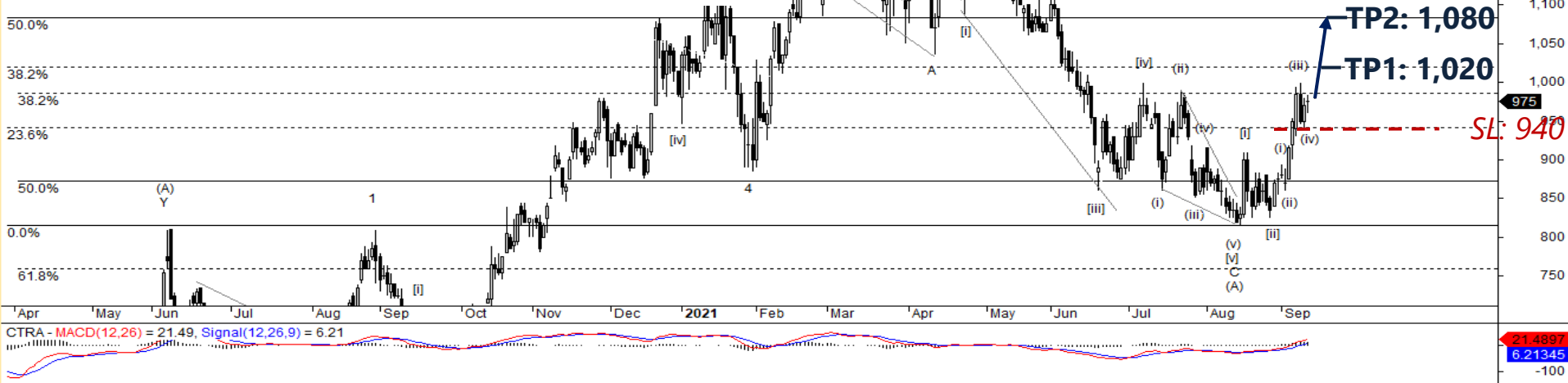
CTRA – Buy on Weakness

Pekan kemarin (10/9), CTRA ditutup menguat 0,5% ke level 975. Saat ini, posisi CTRA diperkirakan sedang berada di awal wave (v) dari wave [iii], sehingga CTRA masih berpeluang menguat terlebih bila mampu break resistance 1,000.

Buy on Weakness: 950-975

Target Price: 1,020, 1,080

Stoploss: below 940



IMJS – Sell on Strength

IMJS ditutup terkoreksi 2,7% ke level 550 pada perdagangan Jumat kemarin (10/9), pergerakan IMJS pun diikuti oleh meningkatnya tekanan jual. Apabila IMJS belum mampu break area resistance di 630, maka posisi IMJS saat ini hanya akan membentuk wave B dari wave (A). Hal ini berarti, IMJS masih berpeluang terkoreksi ke area 500-530.


Sell on Strength: 550-610.





PT MNC SEKURITAS

MNC Financial Center Lt. 14 – 16
Jl. Kebon Sirih No. 21 - 27, Jakarta Pusat 10340
Telp : (021) 2980 3111
Fax : (021) 3983 6899

Disclaimer : MNCS Daily Scope Wave has been issued by PT MNC Sekuritas, It may not be reproduced or further distributed or published, in whole or in part, for any purpose. PT MNC Sekuritas has based this document on information obtained from sources it believes to be reliable but which it has not independently verified; PT MNC Sekuritas makes no guarantee, representation or warranty and accepts no responsibility to liability as to its accuracy or completeness. Expression of opinion herein are those of the research department only and are subject to change without notice. This document is not and should not be construed as an offer or the solicitation of an offer to purchase or subscribe or sell any investment. PT MNC Sekuritas and its affiliates and/or their offices, directors and employees may own or have positions in any investment mentioned herein or any investment related thereto and may from time to time add to or dispose of any such investment. PT MNC Sekuritas and its affiliates may act as market maker or have assumed an underwriting position in the securities of companies discusses herein (or investment related thereto) and may sell them to or buy them from customers on a principal basis and may also perform or seek to perform investment banking or underwriting services for or relating to those companies.

 www.mncsekuritas.id

 @mncsekuritas

 1-500-899

 MNC Sekuritas

 research@mncsekuritas.id

 MNC Sekuritas